

CHILDREN'S BOARD OF HILLSBOROUGH COUNTY

REGULAR BOARD MEETING

June 25, 2026 ~ 3:00 PM

AGENDA

MISSION: The Children's Board invests in partnerships and quality programs to support the success of all children and families in Hillsborough County.

CALL TO ORDER

Attendance Verification

Quorum Verification

Invocation and Pledge of Allegiance

R. DeLaVergne

R. DeLaVergne

K. Essrig

PUBLIC COMMENT

The Children's Board of Hillsborough County welcomes comments from the public. Those who wish to address the Board may do so at this time. Those to address the Board should state their full name and affiliation for the official record. In the interest of time, we ask that one person be designated to speak on behalf of a constituency and that all comments are limited to three minutes.

R. DeLaVergne

EXECUTIVE DIRECTOR DISCLOSURE

R. Bacon

ACTION ITEMS

1. **Approval;** May 28, 2026 Regular Board Meeting Minutes R. DeLaVergne
2. **Approval;** Intent to increase the GMP for Brandon Family Resource Center P. Scott
3. **Approval;** Audit Extension – Joshua Way of Hope, Inc. D. Monasterio
4. **Approval;** Children's Board of Hillsborough County Fund Balance Policy D. Monasterio
5. **Approval;** Preliminary FY 2026-2027 Millage Rate D. Monasterio
6. **Approval;** Preliminary FY 2026-2027 Budget D. Monasterio
7. **Approval;** Audit Extension – St. Joseph's Hospital, Inc. D. Monasterio

PROVIDER PRESENTATIONS

Tampa Housing Authority/ Building Hope

Keara Civil

REPORTS/PRESENTATIONS

1. Executive Director Reports R. Bacon
 - A. Activities – May 28, 2026 – June 25, 2026
 - B. Legislative Update
2. Programs Reports M. Negron
 - A. DRAFT Funding Release Timeline
3. ASO Report K. Hickman
4. Strategic Initiatives G. Stewart

OLD/NEW BUSINESS

ADJOURNMENT

ATTACHMENTS

1. Contract Signature Logs (ASO, Programs, Vendors)
2. May 2026 Financial Statements
3. ASO Report
4. Good News!
5. Outreach Calendar

IMPORTANT DATES TO REMEMBER

August

Executive/Finance Committee Meeting /Budget Workshop	August 27, 2026	2:30 PM
---	-----------------	---------

Regular Board Meeting	August 27, 2026	3:00 PM
-----------------------	-----------------	---------

September

Executive/Finance Committee Meeting	September 03, 2026	4:00 PM
-------------------------------------	--------------------	---------

Preliminary TRIM/ Public Hearing	September 03, 2026	5:01 PM
----------------------------------	--------------------	---------

Regular Board Meeting	September 14, 2026	3:00 PM
-----------------------	--------------------	---------

Final TRIM/ Public Hearing	September 14, 2026	5:01 PM
----------------------------	--------------------	---------

CHILDREN'S BOARD OF HILLSBOROUGH COUNTY

BOARD MEETING

May 28, 2026 ~ 3:00 PM

MINUTES

Subject	Regular Board Meeting	Date	May 28, 2026
Facilitator	Robin DeLaVergne, Chair	Meeting Time	3:00 PM
Location	1002 East Palm Ave. Tampa, FL 33605	Actual Meeting Time	3:02 PM – 4:00 PM
		Adjourned	4:00 PM
Board Member Attendance	Robin DeLaVergne, Chair Ed Narain, Vice-Chair Gwen Myers, Secretary/Treasurer	Katherine Essrig - absent Van Ayres - absent Megan Proulx Dempsey Andy Mayts - absent	Shake Washington Sarah Naumowich
Other Attendees	Rebecca Bacon, Executive Director Dave Adams, CBHC Board Attorney Kristina Austin, Recorder Paula Scott, CBHC Staff Maria Negron, CBHC Staff -absent	Dexter Lewis, CBHC Staff Kelly Hickman, CBHC Staff Daniel Monasterio, CBHC Staff Wendy Perez, CBHC Staff Hayden Salandy, CBHC Staff	Genet Stewart, CBHC Staff Kas Tape, CBHC Staff Nicolle Jones, CBHC Staff

SUMMARY

Topic	Highlights
I. CALL TO ORDER	R. DeLaVergne called the meeting to order at 3:02 PM. <ul style="list-style-type: none"> R. DeLaVergne called for Board attendance verification; S. Naumowich led the Invocation and the Pledge of Allegiance.
PUBLIC COMMENT	R. DeLaVergne asked for Public Comment. The following individuals provided public comment for the Board meeting: <ol style="list-style-type: none"> Freddy Barton, Safe & Sound Hillsborough. Anna X, Community Advocate.
II. ACTION ITEMS	
1. 4-23-26 Regular Board Meeting Minutes	R. DeLaVergne requested approval of the April 23, 2026 Regular Board Meeting Minutes. <i>Motion (1) by Sarah Naumowich to approve the April 23, 2026 Regular Board Meeting Minutes; second by Beth Pasek; motion carried (6-0).</i>
III. PROVIDER PRESENTATION	
Envision Resolution Foundation	Antoinette Davis, James Cole, and Christopher Davis from Envision Resolution Foundation provided a presentation outlining the impact of the Barbershop Conversations Program.
IV. REPORTS/PRESENTATIONS	
1. Executive Director Report	Bacon attended (40) significant meetings between April 24, 2026– May 28, 2026. Highlights for this timeframe included: <ul style="list-style-type: none"> A recent visit to Glazer’s Learn and Play Program at the South County Resource Center, a developmental playgroup that benefits the children and parents; An offsite trip to visit the Feeding Tampa Bay School Food pantry at Edison Elementary, a more recent collaborative effort with the County and Hillsborough County School system.

SUMMARY

Topic	Highlights
1. Executive Director's Report Cont.	<p>R. Bacon spoke at the recent PACES conference. PACES Committee focuses on promoting positive childhood experiences and the Science of Hope; Emerging needs funds paid for additional trainers in Hillsborough County to support that effort.</p> <p>R. Bacon advised the Board that discussions are being held with Safe and Sound Hillsborough to assist the teen population.</p> <p>R. Bacon expressed appreciation for the CBHC staff and the Board for their efforts to provide additional summer activities for youth this summer. Summer camp contributions were doubled and include an evening sports camp at the Skills Center.</p> <p>R. Bacon informed the Board and meeting attendees that there are still some openings for the evening sports camp, the Boys and Girls Club, and some other CBHC funded summer programs.</p> <p>The Board was updated on recent activities surrounding property tax reform.</p>
2. Programs Report	M. Negron provided an overview of the 2026 Quarter 1 and Quarter 2 Preliminary Demographic Report.
3. Finance Report	D. Monasterio reviewed the Revenue Variance & Expenditure Variance Analyses.
4. Public Relations Report	<p>D. Lewis provided an update on public relations activities from March to May:</p> <ul style="list-style-type: none"> • Children's Board staff participated in the annual April Child Abuse Prevention Month Event, held at Softworx; • D. Adams, Board Attorney, was recognized for his collaboration in securing the event space; • Board member A. Mayts was acknowledged for his firm Shoemaker & Associates funding of the April event's food; • D. Lewis accepted proclamations on behalf of the Children's Board from the Cities of Temple Terrace and Plant City; • Shabel Santiago, Programs Procurement manager was featured as the guest editor for Tampa Bay Parenting a magazine; • May was Water Safety Month and staff supported many offsite activities regarding pool safety.
5. Human Resources Report	<p>W. Perez introduced the following individuals to the Board:</p> <ul style="list-style-type: none"> - Nicolle Jones, Outreach Coordinator; - Hayden Salandy, Director of IT.
OLD/NEW BUSINESS	
ADJOURNMENT	The meeting adjourned at 4:00 PM.

MOTIONS

Motion (1) by Sarah Naumowich to approve the April 23, 2026 Regular Board Meeting Minutes; second by Beth Pasek; motion carried (6-0).

READ AND APPROVED BY:

 ROBIN DELAVERGNE
 BOARD CHAIR

Authorize Increase to GMP- Brandon, FL

Initiator: Paula Scott, Director of Operations

Action: Approval for the Children's Board's Executive Director to sign an Owner Change Order (AIA Document G701) to increase the Guaranteed Maximum Price for an additional up-to amount of \$162,679 increasing the current contract from \$3,348,136 to \$3,510,815 for General Contractor services for the build out of the new Family Resource Center located at 308 W. Robertson St., Brandon FL 33511.

Date: Regular Board Meeting, Thursday, June 25, 2026

Recommended Action

Approval to sign an Owner Change Order to increase the Guaranteed Maximum Price with Construction Services, Inc., by \$162,679.

Background

- During the Regular Board Meeting on Thursday, February 26, 2026, the Board approved to increase the Guaranteed Maximum Price contract with Construction Services, Inc., to \$3,350,106 for the build-out of the new Family Resource Center in Brandon.
- On May 12, 2026, Construction Services, Inc., issued an Owner Change Order to the Children's Board for a credit of \$1,970 lowering the contract amount to \$3,348,136.
- The project team has faced significant challenges at every stage due to existing building conditions, encountered design complexities, and genuinely unforeseeable issues; these factors have driven additional costs, and the team continues to work collaboratively to minimize impacts and maintain project momentum.
- The additional funds requested are intended to cover the remaining identified items necessary to complete the project including additional general conditions, and contingency dollars to allow the project to move toward completion.
- Due to the ongoing work to remedy challenges, the general contractor has provided some allowances for existing issues that may result in savings to the Children's Board. Any remaining dollars at project closeout will be fully returned to the Children's Board.

Provider Audit Submission Extension

Initiator: Daniel Monasterio, Director of Finance

Action: Provider Audit Submission Extension for Joshua Way of Hope, Inc.

Date: Regular Board Meeting, Thursday, June 25, 2026

Recommended Action

Decision to continue payments to Joshua Way of Hope, Inc.

Background

- Board Policy 2.13.E states:
Failure to Submit Audits or Reviews. The approval of the Executive Committee of the Children's Board shall be required to continue payments under the Agreement to any provider who has not furnished the Children's Board with an acceptable audit or review report within 180 days after the close of the provider's fiscal year or before the end of the contract period in the case of newly funded agencies who lack prior audits or reviews as described in "Newly Funded Agencies Without Audits or Reviews" above.
- CBHC received a request for extension from Joshua Way of Hope, Inc. on June 9, 2026, due to the agency experiencing unforeseen delays in having their audit completed.
- CBHC provided the extension request form to Joshua Way of Hope, Inc. which documents the agency's formal request for an extension.
- Joshua Way of Hope, Inc. has requested an extension to August 29, 2026.

Attachment

- A. Request for Extension of Audited Financial Statement Submission

Children's Board of Hillsborough County

Request for Extension of Audited Financial Statement Submission

Board Policy:

2.13 Audit Requirements

- A. The Agreement between the Children's Board and Funded Agencies. The Agreement between the Children's Board and funded agencies states that for any funded agency's fiscal year ending during the term of the Agreement and for any fiscal year during which revenues or expenditures are recognized by the provider for the program covered by the Agreement, the provider will submit to the Children's Board (within 180 days after the close of the provider's fiscal year) year-end audited financial statements and any related management letters, any related communications or reports on internal control, and any related reports on compliance with laws and regulations.
- B. A Review of the Provider Agency's Financial Statements. A review of the provider agency's financial statements is acceptable for provider agencies with a current fiscal year budget of less than \$300,000.
- C. Newly Funded Agencies without Audits or Reviews. For provider agencies who have not previously received Children's Board funding and who do not have audited or reviewed financial statements, the Children's Board staff may conduct a review of such provider agency's fiscal capacity during the first quarter of the contract period. The Children's Board staff will require that the provider agency put in place a written audit preparation process that includes at least the following items:
 - 1. Preparation of monthly financial statements
 - 2. General ledger (reconciled)
 - 3. Source documents (checks, reconciled bank statements)The written audit preparation process shall be subject to review and written approval by the Children's Board staff.
- D. An Audit or Review. An audit or review (depending on the total agency budget amount for such newly funded agencies) must be completed by the end of the contract period.
- E. Failure to Submit Audits or Reviews. The approval of the Executive Committee of the Children's Board shall be required to continue payments under the Agreement to any provider who has not furnished the Children's Board with an acceptable audit or review report within 180 days after the close of the provider's fiscal year or before the end of the contract period in the case of newly funded agencies who lack prior audits or reviews as described in "Newly Funded Agencies Without Audits or Reviews" above.

Request for Extension:

Agency: Joshua Way of Hope, Inc.

Other Agency Information:

Program(s): Achievers - \$1,429,535

Building a Stronger Me -\$197,194

Life Skills 360 Training Institute - \$172,631

Agency Fiscal Year: January 1, 2025 to December 31, 2025

Audited Financial Statements Due Date: June 29, 2026

Extension Request Date: August 29, 2026

Reason for Extension: We have experienced unforeseen delays in the completion of our audit.

Regular Board Meeting Date – Extension was requested: June 25, 2026

Approval of Fund Balance Policy

Initiator: Daniel Monasterio, Director of Finance

Action: Approval of the Children's Board of Hillsborough County Board Fund Balance Policy

Date: Regular Board Meeting, Thursday, June 25, 2026

Recommended Action

Approval of the Children's Board of Hillsborough County Board Fund Balance Policy and attached resolution.

Background

- The Governmental Accounting Standards Board (GASB) Statement No. 54 requires the Board to establish a Fund Balance Policy that is reviewed and approved each year.
- This statement provides required categories to be used when presenting the Fund Balance in the Financial Statements.
- The Board Fund Balance Policy was originally approved January 26, 2012.
- Please see the attached Board Fund Balance Policy for the details of the policy, the category definitions, and items in each category.
 - Section I describes the purpose
 - Section II includes definitions for each category
 - Section III includes the specific areas that the Children's Board will include in the financial statements
- There are no recommended changes to the current policy at this time.

Attachments

- A. Children's Board of Hillsborough County Board Fund Balance Policy
- B. Resolution 25/26 – 05 Adopting a Fund Balance Policy

Children's Board of Hillsborough County Board Fund Balance Policy

I. PURPOSE

- To establish and maintain reservations of Fund Balance, as defined herein, in accordance with Governmental Accounting Standards Board Statement No. 54 (GASB 54), Fund Balance Reporting and Governmental Fund Type Definitions.
 - The categories of Fund Balance, as defined by GASB 54, shall be composed of:
 - Non-spendable
 - Restricted
 - Committed
 - Assigned
 - Unassigned
 - The Children's Board of Hillsborough County's (CBHC) accounting procedures will determine the classifications for year-end fund balance categories.

II. CATEGORY DEFINITIONS PER GASB 54

- **Fund Balance** – The difference between assets and liabilities in a governmental fund.
 - **Non-Spendable Fund Balance**
 - The portion of fund balance that cannot be spent because of form or because it must be maintained intact.
 - Examples include:
 - Inventory
 - Long-term Receivables
 - Pre-paid Expenses
 - Compensatory Absences
 - **Restricted Fund Balance**
 - The portion of fund balance with limitations imposed by creditors, grantors, laws, regulations, or enabling legislation.
 - **Committed Fund Balance**
 - The portion of fund balance that can be used only for the specific purposes determined by a formal action (resolution) of the organization's highest decision making authority.
 - Commitments may be changed or lifted only by the organization taking the same formal action (resolution) that imposed the original constraint.
 - **Assigned Fund Balance**
 - The portion of fund balance that includes spendable amounts established by the board and functions as a declaration of the board's intent.
 - Funds in this category are neither considered restricted nor committed.
 - Intent can be expressed by the governing body or by an official or committee which the governing body delegated the authority.

- **Unassigned Fund Balance**
 - The residual portion of fund balance that has not been restricted, committed, or assigned and is available for general purposes.

III. CHILDREN'S BOARD RESERVATIONS OF FUND BALANCE

- **Non-Spendable Fund Balance**
 - This category will consist predominantly of:
 - Pre-Paid Expenditures
 - Long Term Receivables
 - Reserve for Compensatory Absences
 - The items and amounts in this category are determined during year end processes.
- **Committed Fund Balance**
 - Building and Capital Reserve
 - This amount is to be determined each year as part of the budgetary process.
 - This reserve is designated for use on projects of a capital nature such as building or building systems improvements and information technology infrastructure.
 - Minimal Operational Expenditures
 - CBHC will maintain a minimum committed fund balance of 5.01% of budgeted operating expenditures based on best practices as outlined by the Government Finance Officers Association.
 - This minimum amount will allow CBHC to maintain operations at times when cash outflow exceeds cash inflow, typically during the first two months of the fiscal year.
- **Assigned Fund Balance**
 - Amounts in this category to be determined each year as part of the budgetary process.
 - This category consists of future commitments included in the five year projections that spend down dollars from the fund balance.
- **Unassigned Fund Balance**
 - Represents the difference between the total fund balance and all other categories.

IV. ANNUAL REVIEW AND DETERMINATION OF FUND BALANCE POLICY

- Compliance with the provisions of this policy shall be reviewed annually.

RESOLUTION 25/26 – 05
OF THE CHILDREN’S BOARD OF HILLSBOROUGH COUNTY
ADOPTING A FUND BALANCE POLICY

Upon motion by Board Member _____, seconded by Board Member _____, the following Resolution was adopted by a vote of ____ to ____.

WHEREAS, the Governmental Accounting Standards Board issued Statement No. 54, *Fund Balance Reporting and Governmental Fund Type Definitions*, in order to clarify the meaning and reporting of fund balance on financial statements; and

WHEREAS, the Board desires to establish a Fund Balance Policy for its governmental funds consistent with the Governmental Accounting Standards Board Statement No. 54; and

WHEREAS, such a policy has been prepared and a copy thereof is attached; and

WHEREAS, the Children’s Board of Hillsborough County believes that it is necessary, appropriate and in the public interest to establish fund balance reserves,

NOW, THEREFORE, BE IT RESOLVED BY THE CHILDREN’S BOARD OF HILLSBOROUGH COUNTY, FLORIDA, IN PUBLIC MEETING THIS 25th DAY OF JUNE 2026 that:

1. The Children’s Board of Hillsborough County adopts the “Children’s Board of Hillsborough County Fund Balance Policy”, attached hereto and hereby directs the Executive Director to implement said policy.
2. All resolutions or parts of resolutions, insofar as they are inconsistent or in conflict with the provisions of the Resolution, are hereby repealed.
3. This Resolution shall be effective for financial reporting purposes for fiscal year 2026 - 2027.

STATE OF FLORIDA
COUNTY OF HILLSBOROUGH

I, Robin DeLaVergne, Chair of the Children's Board of Hillsborough County, Florida, DO HEREBY CERTIFY that the above and foregoing is a true and correct copy of the Resolution adopted by the Children's Board of Hillsborough County, Florida, at its meeting of June 25, 2026, as the same appears of record in the Minutes Book of the Children's Board of Hillsborough County, Florida.

WITNESS my hand and official seal this 25th day of June, 2026.

Robin DeLaVergne, Board Chair

Approval of Preliminary FY 2026 - 2027 Millage Rate

Initiator: Daniel Monasterio, Director of Finance

Action: Approval of Preliminary FY 2026 - 2027 Millage Rate

Date: Regular Board Meeting, Thursday, June 25, 2026

Recommended Action

Approval of a Preliminary FY 2026 – 2027 Millage Rate of .4589.

Background

- The Board Approved Preliminary FY 2026 - 2027 Budget and Millage Rate must be filed with Hillsborough County by July 1, 2026.
- The Final Millage Rate approved by the Board cannot be higher than the preliminary rate submitted to Hillsborough County on July 1, 2026.

Highlights

- The budgeted millage rate of .4589 is unchanged from the current FY 2025 - 2026 millage rate.
- It is estimated that the tax base will increase by 3.5%, for an additional \$2.7 million in current tax revenue.
- The estimated rolled-back rate is .4518.
- .5000 millage rate is the maximum allowable millage rate under the Children's Board statute.

Approval of Preliminary FY 2026 - 2027 Budget

Initiator: Daniel Monasterio, Director of Finance

Action: Approval of Preliminary FY 2026 - 2027 Budget

Date: Regular Board Meeting, Thursday, June 25, 2026

Recommended Action

Approval of a Preliminary FY 2026 - 2027 Budget of \$106,466,439

Background and Next Steps

- The Board Approved Preliminary FY 2026 - 2027 Budget and Millage Rate must be filed with Hillsborough County by July 1, 2026.
- A presentation of the FY 2026 - 2027 Final proposed Budget will be made at the August 27, 2026 budget workshop and will be brought to the August 27, 2026 Board meeting for approval.
- Two Budget TRIM Hearings will be scheduled in September 2026.
- The budget detail is attached to this memo.

Budget Highlights

- The total revenue is budgeted at \$88.3 million, representing an increase of \$1.8 million.
- The FY 2026 - 2027 budget includes a spend-down of \$18,167,588 from the fund balance.
- The total expenditures are budgeted at \$106.5 million, representing an increase of \$4.5 million.
 - Operating expenditures have decreased by \$125,360.
 - Mandatory government fees have increased by \$37,430.
 - Capital expenditures are budgeted at \$4 million.
 - Program expenditures have increased by \$4.6 million.
- The continuation grants budget has increased by \$6.7 million.
- The \$3.4 million in New Program Funding includes opportunities to apply for new or to expand existing grants in traditional Children's Board focus areas.

Attachment

- A. FY 2026 - 2027 Annual Budget Report



**FY 2026 - 2027 Annual Budget Report
October 1, 2026 – September 30, 2027
Table of Contents**

Page Number

2.	Summary
3.	Expenditures Breakdown
4.	Budget Category Definitions
5.	Revenue Schedule
6.	Revenue Narrative
7.	Program Expenditures & Program Funding (Continuation Grants)
8.	FY 2026 - 2027 Program Continuation Funding List
14.	FY 2026 - 2027 New Program Funding with Narrative
16.	Employee Salaries and Benefits Schedule and Narrative
17.	Organizational Chart
18.	Operating and Other Expenditures Schedule
19.	Operating and Other Expenditures Narrative
20.	Building & Capital Reserve / Mandatory Govt. Fees Narrative
22.	FY 2025 – 2026 Estimated Spending Report
23.	FY 2025 - 2026 Estimated Spending Narrative
24.	Five Year Projections
25.	Assumptions Underlying Five Year Projections

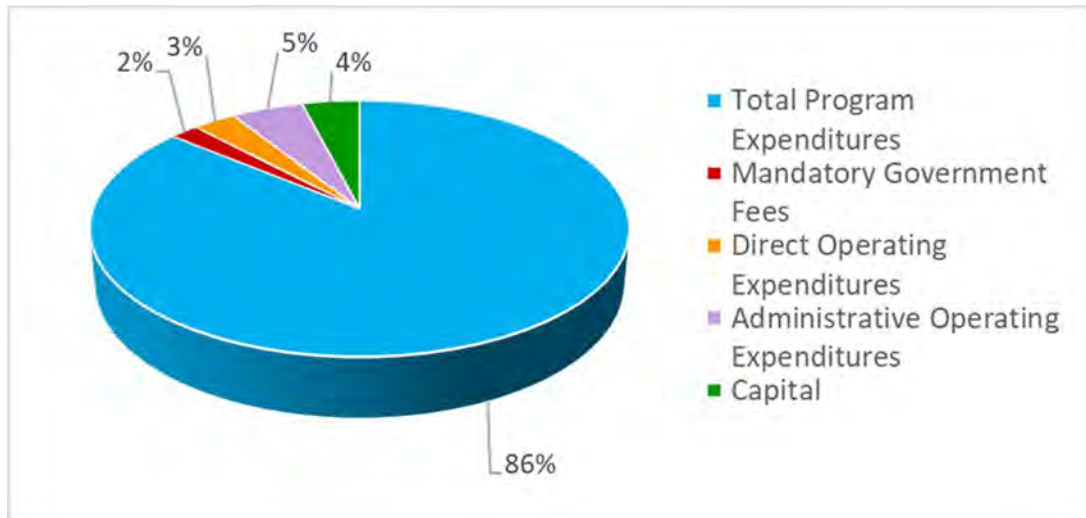
Children's Board Of Hillsborough County
Fiscal Year 2026 - 2027 Budget
October 1, 2026 - September 30, 2027

SUMMARY

Millage Rate: .4589

	FY 2025 - 2026 Budget	FY 2025 - 2026 Estimated Actual	FY 2026 - 2027 Budget
Revenue			
Ad-Valorem Taxes	79,085,342	79,890,995	81,786,851
Investment Income	6,715,000	5,740,000	6,145,000
Administrative Services Organization (ASO)	400,000	100,000	100,000
Other Community Partner Funding	250,000	250,000	250,000
Miscellaneous Income	15,200	21,500	17,000
Total Revenue	86,465,542	86,002,495	88,298,851
Expenditures			
Program Expenditures			
Program Funding (Continuation Grants)	81,057,379	76,409,435	87,717,379
<u>New Program Funding (unallocated)</u>	<u>5,404,000</u>	<u>4,608,577</u>	<u>3,380,000</u>
<u>Total Program Expenditures</u>	<u>86,461,379</u>	<u>81,018,012</u>	<u>91,097,379</u>
Operating Expenditures			
Employee Salaries and Benefits	7,232,216	6,870,606	7,056,231
Contracted Professional Services	587,895	540,125	659,290
CBHC FRC Occupancy Expenditures	512,114	491,963	506,380
CBHC Facility Expenditures	329,594	349,677	352,779
Other Operating	782,364	641,007	744,143
<u>Total Operating Expenditures</u>	<u>9,444,183</u>	<u>8,893,378</u>	<u>9,318,823</u>
Capital Expenditures	4,011,000	3,676,545	4,000,000
Mandatory Government Fees	2,012,807	1,984,508	2,050,237
Total Expenditures	101,929,369	95,572,443	106,466,439
Net Spend Down of Fund Balance	(15,463,827)	(9,569,948)	(18,167,588)

Expenditure Breakdown



- **Total Program Expenditures** include continuation contracts and new program funding.
- **Mandatory Government Fees** include fees for the Hillsborough County Tax Collector, Property Appraiser, and City of Tampa Stormwater Services.
- **Direct Operating Expenditures** include program support staff, conference center expenditures, ONEHillsborough staff, Administrative Services Organization (ASO) operations, and occupancy for the Children’s Board Family Resource Centers (CB FRC).
- **Administrative Operating Expenditures** include all other operating expenditures including facilities, finance, information technology, human resources, executive office, senior staff, and public relations.
- **Capital** includes funds for investments in real property, as well as for the maintenance of current Children’s Board-owned properties.

Budget Category Definitions

- **Revenue**

- **Ad-Valorem Taxes** include current and delinquent ad-valorem tax revenue and excess fees returned to the Children’s Board originally paid to the County based on the tax revenue.
- **Investment Income** includes revenue from various interest-bearing accounts.
- **Administrative Services Organization (ASO)** funding represents contributions from other funders specifically designated for use by providers in the community, managed by the Children’s Board ASO staff. These dollars are also included in the program expenditures line. An example is the Hillsborough County Board of County Commissioners (BOCC).
- **Other Community Partner Funding** represents funds contributed from community partners that are added to our provider contract amounts and included in the program funding line, for example, Hillsborough County BOCC.
- **Miscellaneous Income** consists of match revenue from the insurance company, cash back from the CBHC credit card, and any other miscellaneous revenue received during the year.

- **Expenditures**

- **Program Funding (Continuation Grants)** represents provider contracts funded by Children’s Board, property tax revenues and funds contributed from our community partners. This amount also includes the dollars managed through the ASO to provide support to participants of case management programs.
- **New Program Funding (unallocated)** includes dollars budgeted for new program contracts and one-time funding that will be released and awarded by a competitive or application process.
- **Employee Salaries and Benefits** include wages paid to all non-contractor employees. Benefits represent costs provided for salaried and hourly wage employees including Federal Insurance Contributions Act (FICA), life and health insurance, short-term and long-term disability insurance, unemployment, and retirement benefits.
- **Contracted Professional Services** represent amounts budgeted for contracted information technology services, legal, media buys, auditing, and other professional services.
- **Facility Expenditures** represent necessary costs to operate the Children’s Board offices, conference center, and the occupancy expenditures for the seven (7) CBHC Family Resource Centers (CB FRC), including utilities, information technology, maintenance, and repairs.
- **Other Operating** contains expenditures for staff training, conference and meeting travel, postage, insurance, promotional activities, printing, supplies, advertising for the “Truth in Millage” (TRIM) process, budget ads and other public notices, memberships, and subscriptions. Also included are support activities with provider agencies and community organizations for training and events.
- **Capital Expenditures** include those for investments in real property, as well as for the maintenance of current Children’s Board-owned properties.
- **Mandatory Government Fees** include those for the Hillsborough County Tax Collector, Property Appraiser, and City of Tampa Stormwater Services.

Children's Board Of Hillsborough County
Fiscal Year 2026 - 2027 Budget
October 1, 2026 - September 30, 2027
REVENUE SCHEDULE

<i>Millage Rate: .4589</i>	FY 2025 - 2026 Budget	FY 2025 - 2026 Estimated Actual	FY 2026 - 2027 Budget
Ad-Valorem Taxes			
Current Ad-Valorem	78,440,342	79,224,745	81,131,226
Delinquent Ad-Valorem	20,000	10,000	15,000
Excess Fees Returned	625,000	656,250	640,625
Total	79,085,342	79,890,995	81,786,851
Investment Income			
Interest	6,715,000	5,740,000	6,145,000
Total	6,715,000	5,740,000	6,145,000
Administrative Services Organization (ASO)			
Hillsborough County BOCC	400,000	100,000	100,000
Total	400,000	100,000	100,000
Other Community Partner Funding			
Hillsborough County BOCC	250,000	250,000	250,000
Total	250,000	250,000	250,000
Miscellaneous Income			
Miscellaneous Revenue	15,200	21,500	17,000
Total	15,200	21,500	17,000
Total Revenue	86,465,542	86,002,495	88,298,851

Narrative/Assumptions for FY 2026 - 2027 Budget

Revenue

- **Ad-Valorem Taxes**

- The FY 2026 - 2027 Hillsborough County tax base estimate is \$186,100,000,000, an increase of 3.5% from the final FY 2025 – 2026 tax base.
- Ad-Valorem revenue is budgeted at 95% to account for the early discounted payment of taxes.
- The budgeted Ad-Valorem Tax is based on the millage rate of .4589, which remains unchanged since FY 2014 - 2015.
 - .5000 millage rate is the maximum allowable millage under the Children’s Board statute.
 - The estimated rolled-back rate is .4518.
- Current Ad-Valorem Tax revenue has increased by \$2,690,884 (3.43%).
- Delinquent Ad-Valorem revenue is budgeted at \$15,000, which is decreased from \$20,000 in FY 2025 – 2026.
- Excess Fees Distribution includes the estimated net overpayment of the 2% Hillsborough County Tax Collection fees that are returned at the end of the year. This amount is expected to increase by \$15,625 from the FY 2025 – 2026 amount, budgeted at \$640,625. These fees are budgeted in mandatory government fees.

- **Investment Income**

- The FY 2026 - 2027 interest revenue is budgeted at 3.75%, decreased from 4.25% in FY 2025 - 2026.

- **Administrative Services Organization (ASO)**

- Funding from Hillsborough County BOCC is provided to serve victims of domestic violence.
- Funds are administered and managed by the Children’s Board ASO and Finance staff.
- The amount budgeted in this section is also included in the program continuation budget.

- **Other Community Partner Funding**

- Funding from Hillsborough County BOCC is provided for summer services grants.

- **Miscellaneous Income**

- This line includes match funding of up to \$5,000 from the insurance company for a 50% reimbursement of the purchase of safety items.
- 1.5% cash back from the CBHC credit card is also budgeted at \$10,000 in this line.
- Additionally, \$2,000 is budgeted for provider repayments from the prior fiscal year.

- **Total Revenue**

- Total Budgeted Revenue for FY 2026 - 2027 has increased by \$1,833,309 (2.12%).

Narrative/Assumptions for FY 2026 - 2027 Budget

Program Expenditures

Children's Board Of Hillsborough County Fiscal Year 2026 - 2027 Budget October 1, 2026 - September 30, 2027

	FY 2025 - 2026 Budget	FY 2025 - 2026 Estimated Actual	FY 2026 - 2027 Budget
Program Funding (Continuation Grants)			
Children's Board Funded Expenditures	80,657,379	76,309,435	87,617,379
Other Funder Expenditures	400,000	100,000	100,000
Total Recommended Program Funding	81,057,379	76,409,435	87,717,379
New Program Funding (unallocated)	5,404,000	4,608,577	3,380,000
Total Program Expenditures	86,461,379	81,018,012	91,097,379

Program Funding (Continuation Grants)

- Contract/Program Managers and Fiscal Representatives evaluate all FY 2025 - 2026 contracts for administrative compliance, program performance, and fiscal accountability in order to recommend continued funding in FY 2026 - 2027. Newly awarded programs go through a competitive proposal submission process.
- The recommended Total Continuation Grants budget has increased from \$81,057,379 in FY 2025 - 2026 to \$87,717,379 for FY 2026 - 2027, a net increase of \$6,660,000. The change is due to:
 - New funding awarded in FY 2025 – 2026 budgeted at the year two requested amount;
 - A three percent (3%) increase has been recommended for most contracts continuing from FY 2025 – 2026 to FY 2026 – 2027.
- Other Funder Expenditures include dollars from other revenue sources that are included in the provider contracts, such as from Hillsborough County BOCC.
- The Administrative Services Organization (ASO) funding is budgeted at \$4,200,000 and includes:
 - CBHC allocation of \$4,100,000.
 - Other Funder ASO allocation of \$100,000. This funding from Hillsborough County BOCC is for support to victims of domestic violence.
 - ASO allocations are made to funded and qualifying Children's Board case management programs, Hillsborough County Public Schools Social Work Department, and Early Steps.
 - ASO Request for Applications (RFA) funding budgeted at \$500,000 that is available for application between October and April to support non-funded programs.

Children's Board of Hillsborough County

FY 2026 - 2027 Continuation Funding List

AGENCY / Program	If a Lead Agency w/ Subcontractor(s): (List Subcontractors)	FY 2025 - 2026 CONTRACT AMOUNT	RECOMMENDED INCREASE (CHANGE)	FY 2026-2027 RECOMMENDED Up To AMOUNT	NOTES/ASO amount (if applicable)
AFTER SCHOOL ALL-STARS CORPORATION - Afterschool at Pepin Academies Tampa		-	190,398	190,398	New program in FY27
BAY AREA LEGAL SERVICES, INC. - Housing Stability Program		86,068	80,448	166,516	Program re-awarded. ASO \$100,000
BAY AREA LEGAL SERVICES, INC. - Lawyers Helping Kids		828,151	24,845	852,996	3% increase
BAY AREA YOUTH SERVICES, INC. - Elevate Beyond Barriers		475,747	14,272	490,019	3% increase
BIG BROTHERS BIG SISTERS OF TAMPA BAY, INC. - 1-to-1 Mentoring (Elementary)		263,098	9,451	272,549	3% increase
BIG BROTHERS BIG SISTERS OF TAMPA BAY, INC. - 1-to-1 Mentoring (Middle)		315,026	9,451	324,477	3% increase
BOYS & GIRLS CLUBS OF TAMPA BAY, INC. - Afterzone Elementary School Initiative		860,058	25,802	885,860	3% increase
BOYS & GIRLS CLUBS OF TAMPA BAY, INC. - Afterzone Middle School Initiative		1,643,461	49,304	1,692,765	3% increase
BOYS & GIRLS CLUBS OF TAMPA BAY, INC. - Belmont Artists in Motion		-	249,618	249,618	New program in FY27
BOYS & GIRLS CLUBS OF TAMPA BAY, INC. - Brandon Art Masters! (BAM!)		101,195	147,764	248,959	Program re-awarded.
BOYS & GIRLS CLUBS OF TAMPA BAY, INC. - Afterzone Initiative at Giunta Middle		346,674	10,400	357,074	3% increase
BOYS & GIRLS CLUBS OF TAMPA BAY, INC. - Youth Resiliency and Wellness		107,365	112,758	220,123	New FY 2026 program. FY 2027 Year Two Amount only
CHAMPIONS FOR CHILDREN, INC. - Baby Bungalow		318,873	9,566	328,439	3% increase
CHAMPIONS FOR CHILDREN, INC. - DULCE		-	250,000	250,000	New program in FY27
CHAMPIONS FOR CHILDREN, INC. - Family Focus	Ibis Healthcare	560,022	16,801	576,823	3% increase. ASO \$25,000
CHAMPIONS FOR CHILDREN, INC. - Great We Grow		225,676	6,770	232,446	3% increase. ASO \$10,000
CHAMPIONS FOR CHILDREN, INC. - Layla's House		536,576	16,097	552,673	3% increase. ASO \$20,000
CHAMPIONS FOR CHILDREN, INC. - Parents as Teachers		2,245,146	67,354	2,312,500	3% increase. ASO \$10,000
CHILDREN'S BOARD OF HILLSBOROUGH COUNTY, INC. - Administrative Services Organization (ASO)		4,100,000	-	4,100,000	No change to recommended amount
CHILDREN'S BOARD OF HILLSBOROUGH COUNTY, INC. - Administrative Services Organization (ASO) Other Funders		100,000	-	100,000	Hillsborough County BOCC (Support for Domestic Violence Victims) \$100,000
CHILDREN'S HOME, INC., THE D/B/A CHILDREN'S HOME NETWORK - Caregiver Support Services		2,196,765	65,903	2,262,668	3% increase. ASO \$40,000
CHILDREN'S HOME, INC., THE D/B/A CHILDREN'S HOME NETWORK - Guiding Stars Mentoring Program		409,862	13,252	423,114	3% increase. ASO \$10,000
CHILDREN'S HOME, INC., THE D/B/A CHILDREN'S HOME NETWORK - Kinship Hillsborough		698,377	20,951	719,328	3% increase. ASO \$75,000

Children's Board of Hillsborough County

FY 2026 - 2027 Continuation Funding List

AGENCY / Program	If a Lead Agency w/ Subcontractor(s): (List Subcontractors)	FY 2025 - 2026 CONTRACT AMOUNT	RECOMMENDED INCREASE (CHANGE)	FY 2026-2027 RECOMMENDED Up To AMOUNT	NOTES/ASO amount (if applicable)
CHILDREN'S HOME, INC., THE D/B/A CHILDREN'S HOME NETWORK - Reaching and Inspiring Students Everywhere (RAISE)		1,460,252	43,808	1,504,060	3% increase. ASO \$75,000
CHILDREN'S HOME, INC., THE D/B/A CHILDREN'S HOME NETWORK - Supporting and Empowering Educational and Developmental Services (SEEDS)		3,458,603	103,758	3,562,361	3% increase. ASO \$250,000
CHILDREN'S MUSEUM OF TAMPA, INC., D/B/A GLAZER CHILDREN'S MUSEUM - Learn & Play Tampa Bay		394,772	-	394,772	No increase (lapse review)
CORPORATION TO DEVELOP COMMUNITIES OF TAMPA, INC. - CDC of Tampa Wealth Builders		703,484	21,105	724,589	3% increase. ASO \$50,000
CRISIS CENTER OF TAMPA BAY, INC., THE - Successful Families		765,954	22,979	788,933	3% increase. ASO \$20,000
DAWNING FAMILY SERVICES, INC. - A Path to Prevention		500,480	(500,480)	-	FY 2027 merged w/Housing for Success
DAWNING FAMILY SERVICES, INC. - Housing for Success		356,199	644,032	1,000,231	Amended to Investment Grant. 3% increase. ASO \$250,000
EARLY CHILDHOOD COUNCIL OF HILLSBOROUGH COUNTY, INC., THE - Community Developmental Screening		1,114,489	33,435	1,147,924	3% increase. ASO \$10,000
EARLY CHILDHOOD COUNCIL OF HILLSBOROUGH COUNTY, INC., THE - Inclusion Support Services		666,376	19,991	686,367	3% increase
EASTER SEALS FLORIDA, INC. - Early Learning and Intervention Program		752,924	22,588	775,512	3% increase. ASO \$20,000
EASTER SEALS FLORIDA, INC. - The Incredible Years		796,299	23,889	820,188	3% increase
ENVISION RESOLUTION FOUNDATION, INC., THE - Barbershop Conversations Mental Health Training		190,000	5,700	195,700	3% increase. Eligible for 20% admin
FAMILY ENRICHMENT CENTER, INC., THE - Autism is Real		1,350,492	40,515	1,391,007	3% increase. ASO \$25,000
FAMILY ENRICHMENT CENTER, INC., THE - Motivated Minds		630,492	18,915	649,407	3% increase. ASO \$25,000
FAMILY ENRICHMENT CENTER, INC., THE - Kinship Care		421,658	12,650	434,308	3% increase. ASO \$60,000
FAMILY HEALTHCARE FOUNDATION, INC., THE - Connecting Kids to Care		876,316	26,289	902,605	3% increase
FEEDING AMERICA TAMPA BAY, INC. - Feeding Minds School Pantry Program		536,601	-	536,601	Match grant pending information from the county.
FLORIDA EDUCATION FUND, INC. - FEF CodeMasters - Countywide		174,494	75,506	250,000	Program re-awarded.
FLORIDA EDUCATION FUND, INC. - FEF CodeMasters - Strategic Initiatives		205,156	44,844	250,000	Program re-awarded.
FLORIDA EDUCATION FUND, INC. - Next Man Up: Rooted in Hope		292,613	92,764	385,377	New FY 2026 program. FY 2027 Year Two Amount only
FLORIDA STATE UNIVERSITY - Successful Start		1,021,367	-	1,021,367	No increase (lapse review)
FRAMEWORKS OF TAMPA BAY, INC. - Teens In Action™ Leadership Council		86,049	62,811	148,860	New Program FY 2026. FY 2027 Year Two amount only.

Children's Board of Hillsborough County

FY 2026 - 2027 Continuation Funding List

AGENCY / Program	If a Lead Agency w/ Subcontractor(s): (List Subcontractors)	FY 2025 - 2026 CONTRACT AMOUNT	RECOMMENDED INCREASE (CHANGE)	FY 2026-2027 RECOMMENDED Up To AMOUNT	NOTES/ASO amount (if applicable)
GENTLEMEN'S QUEST OF TAMPA, INC. - Community-Based Youth Services		50,000	50,000	100,000	SNP Term ends 9/30/2027. Year 2 amount. Eligible for 20% admin
GIRL SCOUTS OF WEST CENTRAL FLORIDA, INC. - Girl Scout Troop Program		184,615	65,385	250,000	Program re-awarded.
GREATER PALM RIVER POINT COMMUNITY DEVELOPMENT CORPORATION - Media Masters		-	250,000	250,000	New program in FY27. Eligible for 20% admin
GREATER PALM RIVER POINT COMMUNITY DEVELOPMENT CORPORATION - Palm River Family Services		194,400	5,832	200,232	3% increase. Eligible for 20% admin
GULF COAST JEWISH FAMILY AND COMMUNITY SERVICES, INC. - Family Care and Wellness		261,068	443,662	704,730	New program 2026. Year Two amount only.
GULF COAST JEWISH FAMILY AND COMMUNITY SERVICES, INC. - Good Afternoon Friends and Amigos		494,451	14,834	509,285	3% increase. ASO \$20,000
GULF COAST JEWISH FAMILY AND COMMUNITY SERVICES, INC. - Padres de Crianza		331,754	9,953	341,707	3% increase. ASO \$40,000
GULF COAST JEWISH FAMILY AND COMMUNITY SERVICES, INC.- Teen Parent Engagement Program		319,904	9,597	329,501	3% increase. ASO \$15,000
GZL EDUCATIONAL FOUNDATION INCORPORATED - Men of Tomorrow		50,000	50,000	100,000	SNP Term ends 9/30/2027. Year 2 amount. Eligible for 20% admin
HEALTHY START COALITION OF HILLSBOROUGH COUNTY, INC. - Healthy Families Hillsborough	Champions for Children, Children's Home Network	2,806,035	-	2,806,035	No increase (lapse review). ASO \$235,000
HEALTHY START COALITION OF HILLSBOROUGH COUNTY, INC. - HealthySteps Hillsborough		2,183,627	65,509	2,249,136	3% increase. ASO \$20,000
HEALTHY START COALITION OF HILLSBOROUGH COUNTY, INC. - Safe Baby Plus	St. Joseph's Women's Hospital	1,846,085	55,383	1,901,468	3% increase. ASO \$40,000
HILLSBOROUGH COMMUNITY COLLEGE FOUNDATION, INC. - Quality Early Education System		3,624,095	108,723	3,732,818	3% increase
HILLSBOROUGH COUNTY SCHOOL READINESS COALITION, INC. D/B/A EARLY LEARNING COALITION OF HILLSBOROUGH COUNTY, INC. - Childcare Accreditation		300,000	-	300,000	New program 2026. Year Two amount only.
HILLSBOROUGH COUNTY SCHOOL READINESS COALITION, INC. D/B/A EARLY LEARNING COALITION OF HILLSBOROUGH COUNTY, INC. - School Readiness Funding		1,351,000	-	1,351,000	Match Contract \$1,276,000 plus 75K for homeless. Contract separated by Q1-3 and Q4 due to Division of Early Learning. No change in recommended amount.
HILLSBOROUGH EDUCATION FOUNDATION, INC. - Tech Connect		607,130	18,214	625,344	3% increase
HISPANIC SERVICES COUNCIL, INC. - La Red de Padres Activos/The Network of Active Parents		2,156,669	-	2,156,669	No increase (lapse review). ASO \$50,000

Children's Board of Hillsborough County

FY 2026 - 2027 Continuation Funding List

AGENCY / Program	If a Lead Agency w/ Subcontractor(s): (List Subcontractors)	FY 2025 - 2026 CONTRACT AMOUNT	RECOMMENDED INCREASE (CHANGE)	FY 2026-2027 RECOMMENDED Up To AMOUNT	NOTES/ASO amount (if applicable)
HOUSING AUTHORITY OF THE CITY OF TAMPA - Building Family Financial Skills		111,365	10,882	122,247	Program re-awarded.
HOUSING AUTHORITY OF THE CITY OF TAMPA - Building Hope		1,353,560	40,607	1,394,167	3% increase. ASO \$15,000
HOUSING AUTHORITY OF THE CITY OF TAMPA - Village Link Up		466,488	13,995	480,483	3% increase. ASO \$60,000
HOUSING AUTHORITY OF THE CITY OF TAMPA - Youth Success		375,513	11,265	386,778	3% increase
INSTRUMENTS 4 LIFE, INC. - Music and Arts Mentoring		149,568	31,870	181,438	Program re-awarded. Eligible for 20% admin
JOSHUA WAY OF HOPE, INC. - Achievers		1,429,535	42,886	1,472,421	3% increase. ASO \$30,000
JOSHUA WAY OF HOPE, INC. - Building a Stronger Me Character Development		197,194	52,806	250,000	Program re-awarded.
JOSHUA WAY OF HOPE, INC. - Life Skills 360 Training Institute		172,631	77,369	250,000	Program re-awarded.
JUST INITIATIVE, INC. - Woven Empowerment (WE Program)		330,096	9,903	339,999	Expansion (\$42,380 in FY26, \$56,979 annualized for FY27). 3% increase. ASO \$75,000
LEARN TAMPA BAY, INC. D/B/A ACHIEVE PLANT CITY - Learning Is Fun Together (LIFT)		511,815	15,354	527,169	3% increase. ASO \$15,000. Eligible for 20% admin
LUTHERAN SERVICES FLORIDA, INC. - Children's Board Family Resource Centers		3,542,754	52,723	3,595,477	Add'l \$52,000 furnishings for new Brandon location (one-time in FY26). 3% increase. ASO \$100,000
METROPOLITAN MINISTRIES, INC. - Children's Recreation, Education, Arts & Therapeutic Experience (C.R.E.A.T.E)		754,861	22,646	777,507	3% increase
METROPOLITAN MINISTRIES, INC. - First Hug		2,076,803	-	2,076,803	No increase (lapse review). ASO \$90,000
METROPOLITAN MINISTRIES, INC. - Pathways to Hope	Hispanic Services Council	1,248,216	37,446	1,285,662	3% increase. ASO \$150,000
METROPOLITAN MINISTRIES, INC. - Pathways to Wellness		73,279	(73,279)	-	Program voluntarily ended 2026
MORE HEALTH, INC. - Healthy and Safe Kids		148,824	12,861	161,685	Program re-awarded.
MUSEUM OF SCIENCE AND INDUSTRY, INC. - MOSI in Motion at Children's Board Family Resource Center in Plant City		167,708	(8,812)	158,896	Reduction due to one-time costs in 2026 budget related to installation of new exhibit. 3% increase
NAMI Hillsborough, Inc. - Creative Pathways to Mental Health		50,000	50,000	100,000	SNP Term ends 9/30/2027. Year 2 amount. Eligible for 20% admin
NO NEED INC. - Affordable Repair & Safety		50,000	50,000	100,000	SNP Term ends 9/30/2027. Year 2 amount. Eligible for 20% admin
NONPROFIT LEADERSHIP CENTER OF TAMPA BAY, INC. - Capacity Building		186,861	5,606	192,467	Held Harmless. 3% increase
ONE MORE CHILD, INC. - Family Support Program		160,108	85,345	245,453	Program re-awarded. ASO \$25,000
PARENTS AND CHILDREN ADVANCE TOGETHER (PCAT) LITERACY MINISTRIES, INC. - South County Literacy Initiative		645,676	19,370	665,046	3% increase. Eligible for 20% admin

Children's Board of Hillsborough County

FY 2026 - 2027 Continuation Funding List

AGENCY / Program	If a Lead Agency w/ Subcontractor(s): (List Subcontractors)	FY 2025 - 2026 CONTRACT AMOUNT	RECOMMENDED INCREASE (CHANGE)	FY 2026-2027 RECOMMENDED Up To AMOUNT	NOTES/ASO amount (if applicable)
PARENTS AND CHILDREN ADVANCE TOGETHER (PCAT) LITERACY MINISTRIES, INC. - Sulphur Springs Literacy Initiative		175,475	74,525	250,000	Program re-awarded. Eligible for 20% admin
POSITIVE SPIN, INC. - Empowering a Community with Hope (EACH One)		1,278,634	38,359	1,316,993	3% increase. ASO \$125,000
PRESERVE VISION FLORIDA, INC. - Children's Vision Health and Safety		896,074	26,882	922,956	3% increase
REACHUP, INC. - GROWTH with Doulas and Dads (Giving Resource Opportunities with Trust and Hope)	Champions for Children	2,083,685	62,511	2,146,196	3% increase. ASO \$25,000
REDEFINERS WORLD LANGUAGES INC. - Global Explorers Program		332,034	9,961	341,995	3% increase
REDEFINERS WORLD LANGUAGES INC. - Multilingual Citizens Program		1,301,869	39,056	1,340,925	3% increase
ROOTED IN PLAY CORP - Every Child Plays		143,631	4,309	147,940	3% increase. Eligible for 20% admin
ROOTED IN PLAY CORP - Popup Adventure Playground Project		86,196	36,516	122,712	Program re-awarded. Eligible for 20% admin
SCHOOL DISTRICT OF HILLSBOROUGH COUNTY - Renaissance Learning, INC. myON Reader		100,000	-	100,000	Leveraged Investment. Held Harmless. No change in recommended amount.
SENIORS IN SERVICE OF TAMPA BAY, INC. - Foster Grandparent Program with Readers in Motion		589,896	17,697	607,593	3% increase
SKILLS CENTER, INC., THE - Middle School Youth Opportunity (YO)		1,024,487	30,735	1,055,222	3% increase. ASO \$10,000
SOLITA'S HOUSE INC. - Comprehensive Housing Counseling		50,000	50,000	100,000	SNP Term ends 9/30/2027. Year 2 amount
SPRING OF TAMPA BAY, INC., THE - Family Safety from Domestic Violence		477,660	14,330	491,990	3% increase. ASO \$120,000
ST. JOSEPH'S HOSPITAL, INC. D/B/A St. Joseph's Children's Hospital - Mobile Health and Safety Education		1,381,269	41,438	1,422,707	3% increase
ST. JOSEPH'S HOSPITAL, INC. D/B/A ST. JOSEPH'S WOMEN'S HOSPITAL - Community Maternity Clinic		885,314	26,559	911,873	3% increase
ST. JOSEPH'S HOSPITAL, INC. D/B/A ST. JOSEPH'S WOMEN'S HOSPITAL - Supporting Motherhood and More		214,621	5,788	220,409	Program re-awarded.
TAMPA HEIGHTS JUNIOR CIVIC ASSOCIATION, INC. - Garden and Art Wellness		128,278	66,243	194,521	Program re-awarded. Eligible for 20% admin
TAMPA HILLSBOROUGH HOMELESS INITIATIVE, INC. - UNITY Information Network		50,000	-	50,000	Match Contract. Held Harmless. No change in recommended amount.
TAMPA KIWANIS FOUNDATION, INC. - Storywalk		49,884	1,497	51,381	Held Harmless. 3% increase. Eligible for 20% admin

Children's Board of Hillsborough County

FY 2026 - 2027 Continuation Funding List

AGENCY / Program	If a Lead Agency w/ Subcontractor(s): (List Subcontractors)	FY 2025 - 2026 CONTRACT AMOUNT	RECOMMENDED INCREASE (CHANGE)	FY 2026-2027 RECOMMENDED Up To AMOUNT	NOTES/ASO amount (if applicable)
TAMPA METROPOLITAN AREA YOUNG MEN'S CHRISTIAN ASSOCIATION, INC. (YMCA) - Drowning Prevention		141,463	127,443	268,906	New program 2026. Year Two amount only.
TAMPA METROPOLITAN AREA YOUNG MEN'S CHRISTIAN ASSOCIATION, INC. (YMCA) - Operation Strong Families		144,936	12,148	157,084	Program re-awarded.
TAMPA METROPOLITAN AREA YOUNG MEN'S CHRISTIAN ASSOCIATION, INC. (YMCA) - Sulphur Springs YMCA Out of School Time Program		506,358	15,191	521,549	3% increase
TAMPA MUSEUM OF ART, INC - Children's Board Free Family Days		60,946	1,828	62,774	Held Harmless. 3% increase
UNITED FOOD BANK & SERVICES OF PLANT CITY, INC. - Food, Education, and Empowerment for Development (F.E.E.D.)		231,990	18,010	250,000	Program re-awarded
UNIVERSITY AREA COMMUNITY DEVELOPMENT CORPORATION, INC. - Get Moving! Mind, Body, Soul		350,183	10,505	360,688	3% increase
UNIVERSITY AREA COMMUNITY DEVELOPMENT CORPORATION, INC. - STEPS for the University Area		512,364	15,371	527,735	3% increase. ASO \$50,000
UNIVERSITY OF SOUTH FLORIDA BOARD OF TRUSTEES, A PUBLIC BODY CORPORATE - College Success Starts Here		-	178,875	178,875	New program in FY27
UNIVERSITY OF SOUTH FLORIDA BOARD OF TRUSTEES, A PUBLIC BODY CORPORATE - Hillsborough HIPPIY Parent Involvement Project	Crisis Center of Tampa Bay	2,684,991	80,550	2,765,541	3% increase. ASO \$20,000
UNIVERSITY OF SOUTH FLORIDA BOARD OF TRUSTEES, A PUBLIC BODY CORPORATE - Program-Wide Positive Behavior Support		1,066,536	31,996	1,098,532	3% increase
UNIVERSITY OF SOUTH FLORIDA BOARD OF TRUSTEES, A PUBLIC BODY CORPORATE - Project MENTOR: Motivating, Empowering, Navigating, and Thriving with Opportunities for Resilience		200,000	60,000	260,000	New program 2026. Year Two amount only 2027.
UNIVERSITY OF SOUTH FLORIDA BOARD OF TRUSTEES, A PUBLIC BODY CORPORATE - Developing our Children's Skills Programs (HOT DOCS & DOCS K-5)		467,992	14,040	482,032	3% increase
UNIVERSITY OF SOUTH FLORIDA BOARD OF TRUSTEES, A PUBLIC BODY CORPORATE - The Center for Family Healing and Resilience		225,408	361,708	587,116	New program 2026. Year Two amount only 2027.
UNIVERSITY OF SOUTH FLORIDA BOARD OF TRUSTEES, A PUBLIC BODY CORPORATE - Resilience, Insight, Skills, and Empowerment		-	250,000	250,000	New program in FY27
WATER SMART TOTS, INC. d/b/a THE WATER SMART TOTS FOUNDATION - Float First for Infants and Toddlers		38,081	61,919	100,000	SNP Term ends 9/30/2027. Year 2 amount. Eligible for 20% admin
TOTAL RECOMMENDED FOR CONTINUATION CONTRACT FUNDING		\$ 82,017,153	\$ 5,700,226	\$ 87,717,379	

Narrative/Assumptions for FY 2026 - 2027 Budget

Program Expenditures (continued)

**Children's Board Of Hillsborough County
Fiscal Year 2026 - 2027 Budget
October 1, 2026 - September 30, 2027
NEW PROGRAM EXPENDITURES SCHEDULE**

CBHC Priorities (Programs)	600,000
CBHC Priorities (ONEHillsborough)	200,000
Match and Leveraged Investments	300,000
Summer Services Grants	1,250,000
Summer Services Grants - County Funding	250,000
Emerging Community Needs Funding	300,000
Spring and Summer Passports	250,000
Technical Assistance Grants - Capacity Building	230,000
Total New Program Funding	3,380,000
One Time:	2,280,000
Ongoing:	1,100,000
Total	3,380,000

Recommendations:

1. **CBHC Priorities (Programs)** – Release a competitive Request for Proposals for Uniting Grants – funding multiple awards of up to \$300,000 each – to support early learning programs and initiatives serving children with autism or varying abilities.
2. **CBHC Priorities (ONEHillsborough)** – Funding will support strategies that help families meet basic needs, increase access to living wage employment opportunities, and strengthen the overall economic well-being of households in historically under-resourced communities.
3. **Match and Leveraged Investments** – Match grants provide services in Hillsborough County when a federal, state, county, or foundation entity requires a cash match as a condition for a grant award. The scope of work can include direct services, capacity building, or public awareness.
4. **Summer Services Grants** – Increase capacity by expanding funding opportunities through the release of a competitive Request for Proposals, allowing agencies to request funding for “slots” or for enhancements to an existing program. *Note: Release in partnership with Hillsborough County Board of County Commissioners (BOCC).*
5. **Emerging Community Needs Funding** – Provide available funds, up to \$300,000, throughout the fiscal year to award grants of up to \$75,000 per request (up to 18 months). Via the internal Universal Funding Recommendation Form process, grants are awarded on a one-time basis for identified support of community needs that could not be anticipated prior to the development of the annual budget for Board approval.

Narrative/Assumptions for FY 2026 - 2027 Budget

Program Expenditures (continued)

6. **Spring and Summer Passports** – Provide available funds, up to \$250,000, to fund the cost of “slots” for one week of camp during Spring and Summer breaks per child in partnership with various local recreational organizations (partners subject to change).

7. **Technical Assistance Grants – Capacity Building** – Continue the release of funding to support capacity building and neighborhood safety through a competitive Request for Applications process in October 2026 to award multiple time-limited, one-time grants of up to \$10,000 per agency.

Narrative/Assumptions for FY 2026 - 2027 Budget

Children's Board Of Hillsborough County EMPLOYEE SALARIES AND BENEFITS SCHEDULE

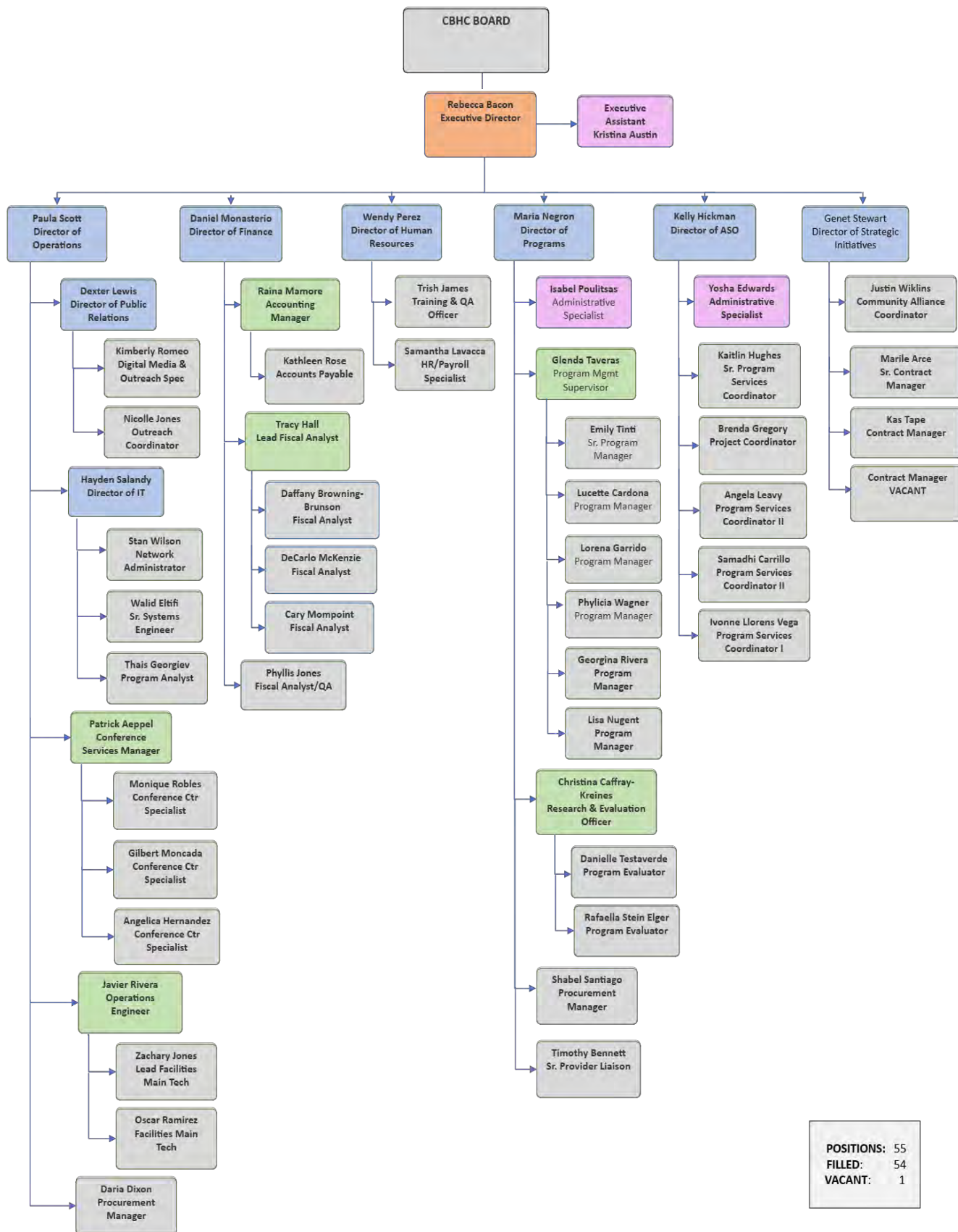
	FY 2025 - 2026 Budget	FY 2025 - 2026 Estimated Actual	FY 2026 - 2027 Budget
Salaries	4,991,463	4,741,890	5,026,606
Benefits	2,240,753	2,128,715	2,029,625
Total	7,232,216	6,870,606	7,056,231

POSITION SUMMARY

	FY 2025 - 2026 Budget	FY 2026 - 2027 Budget	Change
Full-Time FTE	55.00	55.00	-
Full-Time Temp FTE	-	-	-
Part-Time FTE	-	-	-
Part-Time Temp FTE	-	-	-
	55.00	55.00	-

- The FY 2026-2027 salary and fringe benefit budget decreased by a net amount of \$175,985 (2.4%).
- The total FTE count remained at 55, as it was in FY 2025-2026.
- Salaries are budgeted at a net increase of \$35,143 (0.7%).
 - A three percent (3%) market equity adjustment was included for most positions effective October 1, 2026.
 - Vacation payout benefit is budgeted in the amount of \$35,600 plus benefits. Employees with more than 80 hours of unused annual leave may elect to receive up to 40 hours of vacation pay.
- The FY 2026 - 2027 fringe benefits are budgeted at a net decrease of \$211,128 (9.4%).
 - FICA expenditures have increased by \$2,848 (0.7%) as the salary budget increased.
 - Deferred compensation contribution of 1.5% of employee's salary is budgeted at an increase of \$464 (0.7%) for a total of \$72,249.
 - The Florida Retirement System (FRS) FY 2026 - 2027 budget is \$609,371, a decrease of \$132,645 (17.9%). Employer required contribution rates are expected to decrease.
 - Insurance expenditures (life insurance, health insurance & Other Post-Employment Benefits) have decreased by \$85,446 (8.8%), budgeted at a total of \$884,181. FY 2025 – 2026 saw the turnover of multiple positions held by long-tenured employees. Employer premiums are budgeted at an estimated 10% increase for FY 2026 – 2027. Vacant positions are budgeted at the family rate.
 - The long-term disability (LTD) and the short-term disability (STD) insurance rates are budgeted at an increase of \$3,616 (5.6%). The CBHC premiums for short-term disability will increase in FY 2026 – 2027.
 - The re-employment compensation rate has remained at .1%, budgeted at \$5,020.

Children's Board of Hillsborough County Organizational Chart



POSITIONS:	55
FILLED:	54
VACANT:	1

Children's Board Of Hillsborough County
Fiscal Year 2026 - 2027 Budget
October 1, 2026 - September 30, 2027
OPERATING AND OTHER EXPENDITURES SCHEDULE

	FY 2025 - 2026 Budget	FY 2025 - 2026 Estimated Actual	FY 2026 - 2027 Budget
Operating Expenditures			
Contracted Professional Services			
Legal and Auditing Services	91,825	66,825	93,700
Professional Services	496,070	473,300	565,590
Total Contracted Professional Services	587,895	540,125	659,290
Facility Expenditures			
CBHC FRC Occupancy Expenditures	512,114	491,963	506,380
CBHC Facilities Maintenance	112,425	112,425	116,385
CBHC Utilities	118,304	119,147	121,090
CBHC IT Maintenance	71,915	91,324	87,684
CBHC Equipment Lease and Maintenance	26,950	26,781	27,620
Total Facility Expenditures	841,708	841,640	859,159
Other Operating Expenditures			
Staff Meeting Travel	34,350	25,305	32,700
Tuition Reimbursement	4,000	2,000	4,000
Professional Development	44,000	35,000	44,000
Postage & Delivery	9,000	9,000	9,000
Insurance-Property and Liability	144,122	162,372	162,372
Promotional Activities	44,500	44,000	34,500
Supplies and Equipment	82,737	90,585	62,550
Printing	35,500	32,800	35,500
Position and Public Notice Advertising	9,500	6,423	7,000
Memberships	54,745	49,353	47,674
Subscriptions	202,570	158,402	194,048
Other	2,340	767	799
Provider Training and Events	115,000	25,000	110,000
Total Other Operating Expenditures	782,364	641,007	744,143
Total Operating Expenditures	2,211,967	2,022,772	2,262,592
Capital Expenditures	4,011,000	3,676,545	4,000,000
Mandatory Government Fees	2,012,807	1,984,508	2,050,237

Narrative/Assumptions for FY 2026 - 2027 Budget

Operating and Other Expenditures

- **Contracted Professional Services**

- Overall, the budget for Contracted Professional Services has increased by \$71,395 (12.1%).
- The Legal Services budget has remained constant at \$55,000.
- The budget for Auditing Services has increased to \$38,700.
- Website hosting for CBFRC and Prevent Needless Deaths websites is budgeted at \$1,270.
- \$52,000 is budgeted for development consulting to complete the new ASO database (STAR).
- \$15,000 is budgeted to contract with vendors to assist the IT department with the migration of data to a new virtual server and cloud storage.
- \$20,000 is budgeted for a cyber security consultant.
- \$50,400 is budgeted for Azure and Microsoft support.
- \$1,420 has been budgeted for security at Board meetings.
- \$220,000 has been included in the Facilities budget to assist with the acquisition and build out of additional CB FRC properties.
- The budget for community education and awareness has remained constant at \$185,000; this includes public awareness campaigns of provider agencies, safety campaigns, Pinwheels for Prevention activities and the promotion of the Children's Board.

- **Facility Expenditures**

- Overall, Facility expenditures have increased by \$17,451 (2.1%).
- Occupancy expenses for the seven (7) CBHC Family Resource Centers are budgeted at \$506,380. This includes rent, maintenance, utilities, and other occupancy costs.
- CBHC facilities maintenance has increased by \$3,960 (3.5%), budgeted at \$116,385.
- The Utilities budget has increased by \$2,786 (2.4%), budgeted at \$121,090.
- Information Technology maintenance has increased by \$15,769 (21.9%), budgeted at \$87,684.
- Equipment Lease and Maintenance has increased by \$670 (2.5%), budgeted at \$27,620.

- **Other Operating Expenditures**

- The overall Other Operating Expenditures budget has decreased by \$38,221 (4.9%).
- Staff Meeting Travel has decreased by \$1,650 (4.8%).
- Tuition reimbursement and professional development have remained unchanged at \$48,000.
- Postage has remained unchanged at \$9,000.
- The Insurance budget has increased by \$18,250 (12.7%), budgeted at \$162,372.
- The Promotional Activities budget has decreased by \$10,000 (22.5%).

Narrative/Assumptions for FY 2026 - 2027 Budget

Operating and Other Expenditures (continued)

- The Supplies and Equipment budget has decreased by \$20,187 (24.4%), budgeted at \$62,550.
 - The Printing budget remained unchanged at \$35,500 for CBHC materials, printing the annual report, and family guides.
 - The Position and Public Notice Advertising budget decreased by \$2,500 (26.3%) to \$7,000 for ads for various funding releases and required advertising for TRIM notices.
 - Memberships have decreased by \$7,071 (12.9%) to \$47,674. This includes membership fees paid to the Florida Alliance of Children’s Councils and Trusts (FACCT) of \$40,000 in addition to other organizations.
 - Subscriptions have decreased from \$202,570 to \$194,048 (4.2%).
 - The Provider Training and Events budget decreased by \$5,000 (4.4%).
- **Capital**
 - A total of \$4,000,000 has been budgeted for investments in real property for Children’s Board Family Resource Centers, as well as for the maintenance of current Children’s Board-owned properties.
 - The building and capital reserve provides funds to maintain the CBHC-owned buildings. The reserve is increased by \$400,000 per year to include the main building and three (3) CBHC FRCs.
 - A building envelope assessment was completed during FY 2023 – 2024 with reserves made in fund balance based on the results of the assessment.

Children's Board of Hillsborough County Building & Capital Reserve

Children's Board of Hillsborough County Building and Capital Reserve Summary



	FY 2026 - 2027 Budget	FY 2027 - 2028 Budget	FY 2028 - 2029 Budget	FY 2029 - 2030 Budget	FY 2030 - 2031 Budget
Beginning Reserve Balance	1,965,027	1,912,129	2,291,914	2,663,270	2,955,458
Additional Annual Reserve:	400,000	400,000	400,000	400,000	400,000
Available Reserve	2,365,027	2,312,129	2,691,914	3,063,270	3,355,458
Projected Expenditures	(452,898)	(20,215)	(28,644)	(107,812)	(110,000)
Projected Ending Reserve Balance	1,912,129	2,291,914	2,663,270	2,955,458	3,245,458

Annual Reserve includes \$100,000 per year for each building (CBHC main office, CB FRC Plant City, CB FRC Temple Terrace, and CB FRC Brandon).

Narrative/Assumptions for FY 2026 - 2027 Budget

Operating and Other Expenditures (continued)

- **Mandatory Government Fees**

- This line has increased by \$37,430 (1.9%) for a total of \$2,050,237, representing 2% of the total FY 2026 - 2027 budget.
- Tax Collector's Fees are based on 2% of ad-valorem tax revenue received. This line is expected to increase based on the tax base for a FY 2026 - 2027 total of \$1,652,237.
- Property Appraiser's Fees are approximately .57% of ad-valorem tax revenue. This line is expected to decrease by \$30,000 to \$395,000 in FY 2026 - 2027.
- The City of Tampa Stormwater Services fee is budgeted at \$3,000.

**Children's Board Of Hillsborough County
FY 2025 - 2026 Estimated Spending**

	FY 2025 - 2026 Budget	FY 2025 - 2026 Estimated Actual	FY 2025 - 2026 Projected Difference
Revenue			
Ad-Valorem Taxes	79,085,342	79,890,995	805,653
Investment Income	6,715,000	5,740,000	(975,000)
Administrative Services Organization (ASO)	400,000	100,000	(300,000)
Other Community Partner	250,000	250,000	-
Miscellaneous Income	15,200	21,500	6,300
Total Revenue	86,465,542	86,002,495	(463,047)
Expenditures			
Program:			
Program Funding (Continuation Grants)	81,057,379	76,409,435	4,647,944
CBHC Unallocated Program Funding	5,404,000	4,608,577	795,423
Total Program Expenditures:	86,461,379	81,018,012	5,443,367
Operating Expenditures			
Employee Salaries and Benefits	7,232,216	6,870,606	361,610
Contracted Professional Services	587,895	540,125	47,770
CBHC FRC Occupancy Expenditures	512,114	491,963	20,151
Facility Expenditures	329,594	349,677	(20,083)
Other Operating	782,364	641,007	141,357
Total Operating Expenditures	9,444,183	8,893,378	550,805
Capital Expenditures	4,011,000	3,676,545	334,455
Mandatory Government Fees	2,012,807	1,984,508	28,299
Total Expenditures	101,929,369	95,572,443	6,356,926
Total Projected Difference			5,893,879

Narrative/Assumptions for FY 2025 - 2026 Estimated Spending

- **Revenue**
 - Total Revenue is projected to be under budget by a net amount of \$463,047.
 - Ad-Valorem Tax Revenue is projected to be over budget by \$805,653 as more than 95% of the tax revenue is expected to be received.
 - Investment Income is projected to be under budget by \$975,000. The current interest rate is 0.48% with Wells Fargo and 3.84% with Florida Prime, which is lower than the 4.25% budgeted.
 - The Administrative Services Organization (ASO) revenue is expected to be under budget, as Hillsborough County BOCC Social Services funding for housing supports will not be received.
 - Other Community Partner Revenue is projected to be received at the budgeted amount.
 - Miscellaneous Income is projected to be over budget by \$6,300 due to provider repayments received from the prior fiscal year.
- **Expenditures**
 - **Program Expenditures**
 - Total Program Expenditures are projected to be under budget by \$5.4 million.
 - Continuation Grants are projected to be under budget by \$4.6 million.
 - Negotiated Continuation Contracts were under budget by \$1,096,088, of which \$42,734 has been repurposed and awarded during the year, leaving \$1,053,354 unallocated.
 - Estimated underspending of the remaining continuation contracts is \$3.2 million.
 - Unallocated Program Funding is projected to be under budget by \$795,423 based on contracts awarded year to date.
 - **Operating Expenditures**
 - Salaries and Benefits are projected to be under budget by \$361,610 because of vacant positions at points throughout the year.
 - Contracted Professional Services are projected to be under budget by \$47,770 (8%).
 - CBHC FRC Occupancy Expenditures are projected to be under budget by \$20,151 (4%).
 - Facility Expenditures for the Palm Avenue building are projected to be over budget by a net amount of \$20,083 due to overspending in IT repairs and maintenance.
 - Other Operating Expenditures are projected to be under budget by a net amount of \$141,357. This includes underspending in subscriptions, professional development, and training & events.
 - **Capital Expenditures**
 - Capital Expenditures are projected to be under budget by \$334,455 (8%).
 - **Mandatory Government Fees**
 - Mandatory Government Fees are projected to be under budget by \$28,299 (1%).

**CHILDREN'S BOARD OF HILLSBOROUGH COUNTY
PROJECTIONS**

FY 2025 - 2026 to FY 2030 - 2031

Millage Rate .4589



	FY 2025 - 2026 Budget	FY 2025 - 2026 Estimated Actual	FY 2026 - 2027 Budget	FY 2027 - 2028 Budget	FY 2028 - 2029 Budget	FY 2029 - 2030 Budget	FY 2030 - 2031 Budget
MILLAGE RATE	0.4589	0.4589	0.4589	0.4589	0.4589	0.4589	0.4589
<u>Projected Tax Revenue</u> (millage rate @ .4589 w/ 3.5% inc. in tax base in FY 2027, 7.1% inc. in FY 2028, 8.4% inc. in FY 2029, 8.6% inc. in FY 2030, 8.6% inc. in FY 2031)	79,085,342	79,890,995	81,786,851	87,547,168	94,846,057	102,946,434	111,743,444
Investment Income	6,715,000	5,740,000	6,145,000	4,268,912	3,549,959	2,941,415	2,452,108
Administrative Services Organization and Other Community Partner	650,000	350,000	350,000	350,000	350,000	350,000	350,000
Miscellaneous Income	15,200	21,500	17,000	17,000	17,000	17,000	17,000
Total Revenue Available	86,465,542	86,002,495	88,298,851	92,183,080	98,763,016	106,254,849	114,562,552
<u>Operating Expenditures</u>	9,444,183	8,893,378	9,318,823	9,719,832	10,147,168	10,603,473	11,091,758
Mandatory Government Fees	2,012,807	1,984,508	2,050,237	2,495,409	2,703,428	2,934,288	3,179,002
Building and Capital Reserve Expenditures	4,011,000	3,676,545	4,000,000	4,000,000	4,000,000	4,000,000	4,000,000
<u>Program Funding (Continuation Grants)</u>	81,057,379	76,409,435	87,717,379	91,285,772	98,205,717	101,764,310	105,651,111
<u>New Program Funding (Unallocated)</u>	5,404,000	4,608,577	3,380,000	6,530,000	3,125,000	3,280,000	4,000,000
Total Expenditures	101,929,369	95,572,443	106,466,439	114,031,013	118,181,313	122,582,071	127,921,871
Net Income (Spend Down)	(15,463,827)	(9,569,948)	(18,167,588)	(21,847,933)	(19,418,297)	(16,327,222)	(13,359,319)
Fund Balance							
Total Fund Balance Beginning of Year	104,225,267	110,033,849	100,463,901	82,296,314	60,448,381	41,030,084	24,702,862
Net Income (Spend Down of Fund Balance)	(15,463,827)	(9,569,948)	(18,167,588)	(21,847,933)	(19,418,297)	(16,327,222)	(13,359,319)
Total Fund Balance End of Year after Spend Down	88,761,440	100,463,901	82,296,314	60,448,381	41,030,084	24,702,862	11,343,543
Less Non-Spendable Fund Balance Reserve	(19,732)	(19,974)	(19,974)	(19,974)	(19,974)	(19,974)	(19,974)
Less Committed Fund Balance Reserve (Operating Reserve)	(5,106,661)	(4,788,179)	(5,333,969)	(5,712,954)	(5,920,884)	(6,141,362)	(6,408,886)
Less Committed Fund Balance Reserve (Building & Capital Reserve)	(1,965,027)	(1,965,027)	(1,912,129)	(2,291,914)	(2,663,270)	(2,955,458)	(3,245,458)
Less Assigned Fund Balance Reserve	(78,623,835)	(89,120,359)	(70,952,771)	(49,104,838)	(29,686,541)	(13,359,319)	
Unassigned Fund Balance	3,046,184	4,570,362	4,077,471	3,318,701	2,739,415	2,226,749	1,669,225

Definitions:

Non-Spendable Fund Balance Reserve includes pre-paid expenditures.

Committed Fund Balance Reserve includes the following:

-Operating Reserve: 5.01% of budgeted total expenditures for the year, which would be necessary to access in the unforeseen event of a decline in revenues.

-Building & Capital Reserve: funds for future investments in real property, as well as for the maintenance of current Children's Board-owned properties.

Assigned Fund Balance Reserve consists of the planned spend-down of the fund balance in future years, which is necessary to support commitments to multi-year grants.

Unassigned Fund Balance represents the funds available for any purpose (not restricted, assigned, or committed).

The reserve amounts above are determined and approved by the Board each year during the budgeting process.

Narrative/Assumptions for Five Year Projections

- **Revenue:**
 - The Ad-Valorem Tax Revenue is budgeted at the millage rate of .4589 (the same rate as FY 2025 - 2026) in all fiscal years presented.
 - The current estimated increase in the property tax base for FY 2026 - 2027 is 3.5%.
 - The future property tax base value estimates (as of March 2026) from The Florida Office of Economic and Demographic Research are:
 - FY 2027 - 2028 is estimated to increase by 7.1%.
 - FY 2028 - 2029 is estimated to increase by 8.4%.
 - FY 2029 - 2030 is estimated to increase by 8.6%.
 - FY 2030 - 2031 is estimated to increase by 8.6%.

- **Operating Expenditures:**
 - Salaries and benefits are increased by 3% in all future fiscal years presented.
 - Health insurance benefits are budgeted at an increase of 10% in all fiscal years presented.
 - Liability and building insurance are increased by 20% in all future fiscal years presented.
 - Regular facilities operating expenditures are increased 5% in all future fiscal years presented.
 - Other operating expenditures are increased by 5% in all future years presented.

- **Mandatory Government Fees:**
 - Mandatory Government Fees are increased at the rate of increased revenue each year.

- **Program Expenditures:**
 - Program Funding (Continuation Grants)
 - The portion of new program expenditures in each year that are not considered one-time funding are added to the continuation funding list in future years.
 - A 3% increase was added for the majority of the remaining continuation contracts for each fiscal year presented.
 - New Program Funding (Unallocated)
 - New program funding is budgeted based on expected revenue and spend-down from the fund balance. Additional dollars have been earmarked in FY 2027 – 2028 and 2029 – 2030 for the re-release of Uniting Grants, as well as in FY 2030 – 2031 for the re-release of Investment Grants.

- **Fund Balance:**
 - The Governmental Accounting Standards Board (GASB) Statement No. 54 provides required categories to be used when presenting the fund balance portion of the financial statements.
 - Portions of the total fund balance are reserved, the largest of which is “assigned” to support current commitments to multi-year grants (see the bottom of the previous page for the definitions of the different reserves and the purposes they serve).
 - Projected budgets for fiscal years 2027 – 2028 through 2030 – 2031 include a planned spend-down of the fund balance in each of those years, while still being able to sustain commitments to multi-year grants. These projections are revised each year to reflect actual spending.

Provider Audit Submission Extension

Initiator: Daniel Monasterio, Director of Finance

Action: Provider Audit Submission Extension for St. Joseph's Hospital, Inc.

Date: Regular Board Meeting, Thursday, June 25, 2026

Recommended Action

Decision to continue payments to St. Joseph's Hospital, Inc.

Background

- Board Policy 2.13.E states:
Failure to Submit Audits or Reviews. The approval of the Executive Committee of the Children's Board shall be required to continue payments under the Agreement to any provider who has not furnished the Children's Board with an acceptable audit or review report within 180 days after the close of the provider's fiscal year or before the end of the contract period in the case of newly funded agencies who lack prior audits or reviews as described in "Newly Funded Agencies Without Audits or Reviews" above.
- CBHC received a request for extension from St. Joseph's Hospital, Inc. on June 24, 2026, due to the agency experiencing unforeseen delays in having their audit completed.
- CBHC provided the extension request form to St. Joseph's Hospital, Inc. which documents the agency's formal request for an extension.
- St. Joseph's Hospital, Inc. has requested an extension to September 15, 2026.

Attachment

- A. Request for Extension of Audited Financial Statement Submission

Children's Board of Hillsborough County

Request for Extension of Audited Financial Statement Submission

Board Policy:

2.13 Audit Requirements

- A. The Agreement between the Children's Board and Funded Agencies. The Agreement between the Children's Board and funded agencies states that for any funded agency's fiscal year ending during the term of the Agreement and for any fiscal year during which revenues or expenditures are recognized by the provider for the program covered by the Agreement, the provider will submit to the Children's Board (within 180 days after the close of the provider's fiscal year) year-end audited financial statements and any related management letters, any related communications or reports on internal control, and any related reports on compliance with laws and regulations.
- B. A Review of the Provider Agency's Financial Statements. A review of the provider agency's financial statements is acceptable for provider agencies with a current fiscal year budget of less than \$300,000.
- C. Newly Funded Agencies without Audits or Reviews. For provider agencies who have not previously received Children's Board funding and who do not have audited or reviewed financial statements, the Children's Board staff may conduct a review of such provider agency's fiscal capacity during the first quarter of the contract period. The Children's Board staff will require that the provider agency put in place a written audit preparation process that includes at least the following items:
 - 1. Preparation of monthly financial statements
 - 2. General ledger (reconciled)
 - 3. Source documents (checks, reconciled bank statements)The written audit preparation process shall be subject to review and written approval by the Children's Board staff.
- D. An Audit or Review. An audit or review (depending on the total agency budget amount for such newly funded agencies) must be completed by the end of the contract period.
- E. Failure to Submit Audits or Reviews. The approval of the Executive Committee of the Children's Board shall be required to continue payments under the Agreement to any provider who has not furnished the Children's Board with an acceptable audit or review report within 180 days after the close of the provider's fiscal year or before the end of the contract period in the case of newly funded agencies who lack prior audits or reviews as described in "Newly Funded Agencies Without Audits or Reviews" above.

Request for Extension:

Agency: St. Joseph's Hospital, Inc.

Other Agency Information:

**Program(s): Supporting Motherhood and More - \$214,621
Community Maternity Clinic - \$885,314
Mobile Health and Safety Education - \$1,381,269**

Agency Fiscal Year: January 1, 2025 to December 31, 2025

Audited Financial Statements Due Date: June 29, 2026

Extension Request Date: September 15, 2026

Reason for Extension: We have experienced unforeseen delays in the completion of our audit.

Regular Board Meeting Date - Extension was requested: June 25, 2026



TAMPA HOUSING AUTHORITY

Healthy Outcomes Positive Experience
(Hope) Framework

Operating Since March of 2023



BUILDING HOPE

FUNDED BY



Children's Board
HILLSBOROUGH COUNTY

www.ChildrensBoard.org

TARGET POPULATION

*Parent/Caregiver
with children birth to high school age*



Residing at THA communities:

- *Encore*
- *Belmont Height*
- *West River*
- *Squire Villa*
- *Osborne Landing*
- *C Blythe Andrews*
- *Seminole/Moses White Estates*
- *Shimberg Estates*



or within the zip codes of:

33602, 33603, 33604, 33605, 33607, 33610



OUR SERVICES

CASE MANAGEMENT, DEVELOPMENTAL SCREENINGS, REFERRALS, AFTER SCHOOL, SUMMER, AND OUT OF SCHOOL TIME PROGRAMMING



HOPE FRAMEWORK



HEALTHY OUTCOMES
FROM POSITIVE EXPERIENCES



POSITIVE CHILDHOOD EXPERIENCES

The HOPE framework consists of 4 evidence-based building blocks that focus on:

- Promoting children's **health and well-being**.
- Allowing children to form strong **relationships** and connections.
- Cultivating positive self-image.
- Strengthening **self-worth** by providing a sense of **belonging**.
- Building skills that promote **resilience**.

BLOCK #1

Relationships

Building Hope encourages parent/child and peer to peer relationships by promoting interpersonal activities through:

- Coloring
- Storytime
- Singing
- Dance
- Arts & Crafts
- Social Outings
- Sports
- Extra Curricular Activities



Block #2

Environment

Building Hope encourages safe, equitable and stable housing by providing:

- ✓ Access to affordable housing resources
 - tampaha.org
 - [affordable housing.com](http://affordablehousing.com)
- ✓ Basic housing needs through community referrals and ASO funding



Block #3

Engagement



This building block emphasizes the importance of creating purpose and a sense of belonging for children and families to the people and communities around them.




Building Hope encourages family, social and civic engagement through partnerships and activities such as:

- ASQ Developmental Screenings
- Connections to Childcare, Headstart and VPK
- Collaborating with the school district to ensure that kids are in Public, Virtual or Home School
- Attending Conference Nights
- Hosting Meet & Greets
- Financial Empowerment Workshops
- Other Life Skill Workshops
- Youth Service Activities

Block #4

Social/Emotional Growth and Development

This building block emphasizes the importance of Developing social and emotional competencies.



Building Hope

Encourages Play and Interaction with Peers Through:

After School

Summer

Out of School Time

Programs

and

Through connections to community partner services



The **Administrative Services Organization (ASO)** provides \$15K in flexible funds to the Building Hope project for eligible family supports.



CASE MANAGEMENT GOALS

Goal Description	Goal	Actual
Enrollments Case Management	280	179
Enrollments Youth Services	75	63
Increased Social Support	280	179
Increased Concrete Supports	280	146
Developmental Screenings for children ages 0-34 mos.	23	10
Developmental Screenings for children ages 35- 60 mos.	23	19
Parent support with healthy development	30	15

Program Contacts

Keara Civil, Program Manager
(813) 341-9101, ext. 2071 or keara.civil@thaf1.com

Case Management

Vincia Dixon, Family Service Coordinator
(813) 204-0801 or
Vincia.Dixon@thaf1.com


Youth Services

Carlos Blake, Youth Services Coordinator @ (813) 440- 9933 or
carlos.blake@thaf1.com

Thank You 😊

TESTIMONIALS

Please welcome
Building Hope Clients:
Marlen Morales
and
Deshorie Brown



Children's Board of Hillsborough County
 Executive Director Report
 May 29, 2026 – June 25, 2026 41 Meetings

Haydrien Rousseau & Frank Rygiel - Construction Services, Inc. (CSI)
Norin Dollard – FL. Policy Institute (FPI)
Florida Association of Children's Councils & Trusts (FACCT) Executive Directors Meeting
Terri Balliet – Children's Network
Audrey Ziegler – Hillsborough County
Christine Long – Metropolitan Ministries
Lisa Williams-Taylor Palm Beach Children's Services Council
Yvonne Fry & Rick McClintock – Workforce Development Partners
FPI Webinar: Property Tax Updates
Norin Dollard & Holly Bullard – FPI
FACCT Weekly Executive Directors Meeting
Lauren Zahnw
Freddy Barton – Safe & Sound Hillsborough (SSH)
Chris Groeber - University of South Florida
Josh Dunn – United Way Suncoast
Tom Hochhausler & Kessandra Abel – Tampa Museum of Art
Women in Leadership Event
FL Education Funders Meeting
Tom Fessler – Hillsborough County
Dr. Fred Hicks – Early Learning Coalition (ELC)
Child Abuse Death Review (CADR)
ELC Finance Committee/Budget Workshop
FACCT Policy Meeting
FACCT Weekly Executive Directors Meeting
Marisa Mowat – Healthy Start
Stacia Hepburn & Erin Illiano – I Matter Too
FL Philanthropic Network (FPN) Proposed Property Tax Legislation Info Meeting
Commission on the Status of Women Meeting
Charlie Imbergamo – NonProfit Leadership Center
Boys & Girls Club Summer Slot Service Observation
Safe Sleep Task Force Meeting
Juneteenth Flag Raising Ceremony
Tampa Museum of Art Summer Passport Service Observation
FACCT Policy Meeting
Kristen Brown & Cecilie Lynch – TRIBE
SPEAKING EVENT – Property Tax Discussion with Funded Partners
ELC Board of Directors Meeting
Terri Balliet – Children's Network
Thrive by Five Leadership Council Meeting
SSH Leadership Council Meeting
Miss Latina Summer Slots Service Observation
FACCT Policy Meeting

Children's Board of Hillsborough County - Funding Releases Timeline through FY2026-2027 (Subject to change)

DRAFT Activity Period		Technical Assistance Grant	New Funding	Investment Grants re-release & new competitive RFP (6-year term)	Leading Grants re-release & new Competitive RFP (4-year term)	Uniting Grants re-release & new Competitive RFP (5-year term)
2023	Oct- Dec	Cycle (1) TA Capacity TA Safety	Investment (4) Focus Areas; Uniting Padres de Crianza; Leading Small Nonprofits; Uniting New Programs; Investment - SDHC Resource; Water Safety, ITN OST.			
	Jan- March	Cycle (2) TA Capacity	Summer Services (w/renewal); Water Re-released; Pediatric Care; Storywalk; ITN Trauma;			
	April-Jun					
	Jul- Sep		Leading; Uniting ; & Investment.			
2024	Oct- Dec	TA Capacity & Safety	Summer; Leading/Uniting	For FY 24-2025 Released PRO 2024-06		
	Jan- March		ONEHillsborough: Leading			
	April-Jun					
	Jul- Sep		Leading: Exhibit Space	<i>Last year of Investment Grants</i>		
2025	Oct- Dec	TA Capacity & Safety	Holiday OST; Mentoring; Uniting; Free Family Days. ONEHillsborough: Leading & Uniting.			
	Jan- March		Summer Services			
	April-Jun					
	Jul- Sep		Small Nonprofits; Accreditation			
2026	Oct- Dec	TA Capacity & Safety	Strategic Plan; ONEHillsborough; Mentoring; Youth		For FY 26-2027 PRO 2026-10	
	Jan- March		Summer Services or Slots			
	April-Jun					
	Jul- Sep				<i>Last year of Leading Grants</i>	
2027	Oct- Dec	TA Capacity	Service Priorities; Leading; ONEhillsborough			For FY 27-2028
	Jan- March		Summer			
	April-Jun					
	Jul- Sep					<i>Last year of Uniting Grants</i>



ONEHillsborough

Hillsborough County Needs Mapping by Zip Code

A data-driven approach to identifying priority areas for investment

Process

To identify ZIP Codes for prioritizing future investments, we developed a composite index based on multiple indicators of need across four primary data sources: the American Community Survey¹ (ACS), the Child Opportunity Index² (COI), Unmet Needs Score³, and HCPS School Grades⁴. All indicators were mapped at the ZIP Code level. For each indicator, ZIP Codes were ranked based on the highest need, and the Top 10 were selected for each variable.

Each ZIP Code was then assigned a score of 1 for every variable in which it ranked among the top 10, and 0 otherwise. These scores were summed across all variables to create a total factor score for each ZIP Code. This approach results in a simple index that reflects how consistently a ZIP Code appears among the highest-need areas across multiple measures. All indicators were equally weighted in the index.

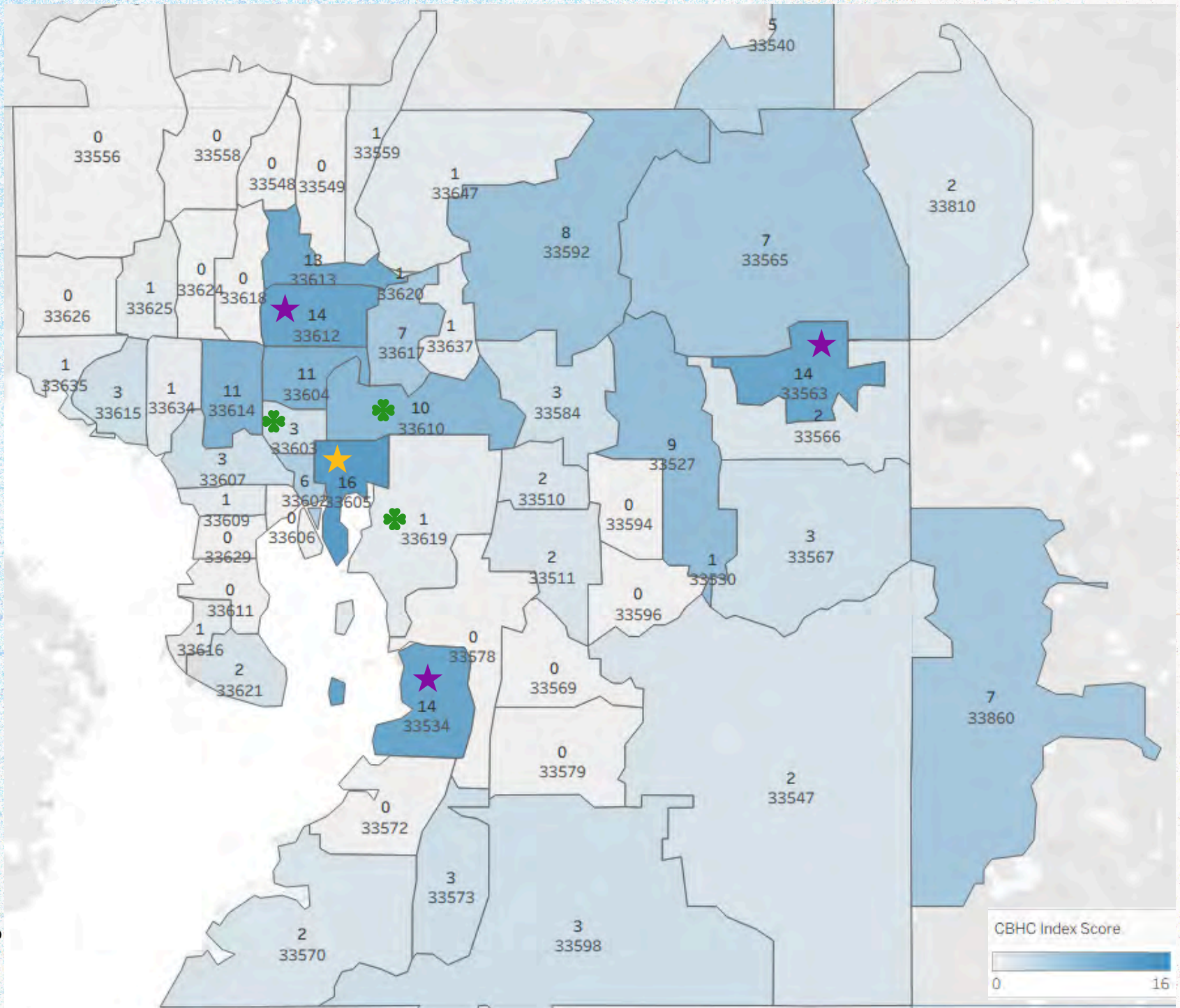
Finally, to ensure that the results were not driven by any single dataset, we tested the index by removing individual and combined data sources and recalculating scores. The highest-ranked ZIP Code remained consistent across these variations.

Highlights

- ZIP Code 33605 had the highest composite score (16) and consistently remained the top area of need across all iterations of the index.
- ZIP Codes 33534, 33563, and 33612 shared the second-highest score (14), indicating a similar level of need across these areas.
- Additional ZIP Codes, including 33613 (13), 33604 (11), and 33614 (11), also demonstrated elevated need, though at slightly lower levels.



Map of CBHC Index Score by ZIP Code



Current Strategic Initiatives ZIP Codes

Data Sources and Key Variables



The analysis integrates multiple datasets to capture different dimensions of need affecting children and families.

American Community Survey¹ (ACS), 5-year estimates, 2019–2023

- Percentage of families living in poverty
- Percentage of families with children living in poverty
- Percentage of children living in poverty
- Percentage of female-headed households with children living in poverty
- Percentage of families renting living in poverty
- Percentage of families owning homes living in poverty
- Percentage of Hispanic families living in poverty
- Percentage of White families living in poverty
- Percentage of Black/African American families living in poverty

Child Opportunity Index², 2012 - 2023

- Overall Child Opportunity Index
- Education Domain
- Health and Environment Domain
- Social and Economic Domain

Unmet Needs Score³

- Percentage of uninsured individuals – ACS, 2019–2023
- Percentage of individuals with limited access to healthy food – U.S. Department of Agriculture, 2019
- Percentage of households with no vehicle available – ACS, 2019–2023
- Percentage of adults (25+) without a high school diploma – ACS, 2019–2023
- Percentage of civilian labor force (16+) unemployed – ACS, 2019–2023
- Percentage of households with housing unit problems – U.S. Department of Housing and Urban Development, 2017–2021

HCPS School Grades⁴

- School performance grades (A–F), aggregated to ZIP Code – Florida Department of Education, 2025

1. U.S. Census Bureau, “American Community Survey 5-Year Estimates: Comparison Profiles 5-Year,” 2023, <https://www.census.gov/data/developers/data-sets/acs-5year/2023.html>

2. diversitydatakids.org. 2024. “Child Opportunity Index 3.0-2021 ZIP Code Data.” <https://www.diversitydatakids.org/research-library/child-opportunity-index-30-2021-zip-code-data>.

3. U.S. Department of Health and Human Services, Health Resources and Services Administration, Unmet Need Score (UNS) Score Map Tool. Rockville, Maryland: U.S. Department of Health and Human Services, 2026.

4. Florida Department of Education, “Florida School Accountability Reports, Florida School Grades 2025,” 2026, <https://www.fldoe.org/accountability/accountability-reporting/school-grades/>

Contract Signature Log
ASO ONLY
FY 2026

Entity/Agency	Contract Type	Brief Description	Contract Period	Contract Amount	Board Approved	Signed By	Date Signed
New Vision Behavioral Health, Inc	ASO	Therapy	5/26/26 - ongoing	Varies	No	Rebecca Bacon	6/4/2026

Contract Signature Log
Programs ONLY
FY 2026

Entity/Agency	Contract Type	Brief Description	Contract Period	Contract Amount	Board Approved	Signed By	Date Signed
TAMPA METROPOLITAN AREA YOUNG MEN'S CHRISTIAN ASSOCIATION, INC.	Standard	2026 Slots - Tampa YMCA	6/01/2026-8/07/2026	\$239,750	Yes	Rebecca Bacon	5/27/2026
THE SKILLS CENTER, INC.	Standard	2026 Slots - After Hours	6/08/2026-7/31/2026	\$245,000	Yes	Rebecca Bacon	5/29/2026
BOYS & GIRLS CLUBS OF TAMPA BAY, INC.	Standard	2026 Slots - Summer Camp Program	6/08/2026-7/31/2026	\$549,505	Yes	Rebecca Bacon	6/5/2026
TAMPA BAY PERFORMING ARTS CENTER, INC. D/B/A STRAZ CENTER FOR THE PERFORMING ARTS	Standard	2026 Summer Passports	6/01/2026-7/31/2026	\$31,564	N/A	Rebecca Bacon	6/8/2026
TAMPA HEIGHTS JUNIOR CIVIC ASSOCIATION, INC.	Standard	2026 Summer on Lamar	5/18/2026-7/30/2026	\$22,195	N/A	Rebecca Bacon	6/8/2026
MISS LATINA TAMPA CORP.	Standard	2026 Slots - Summer Leadership Program for Girls and Young Women	6/03/2026-6/29/2026	\$15,000	N/A	Rebecca Bacon	6/8/2026
LOWRY PARK ZOOLOGICAL SOCIETY OF TAMPA, INC. D/B/A ZOO TAMPA AT LOWRY PARK	Standard	2026 Summer Passports	6/01/2026-8/07/2026	\$39,545	N/A	Rebecca Bacon	6/9/2026
DAWNING FAMILY SERVICES, INC.	Standard	Housing for Success - AMENDMENT	10/01/2025-9/30/2026	\$637,465	Yes	Rebecca Bacon	6/11/2026

Contract Signature Log
Vendors ONLY
FY 2026

Entity/Agency	Contract Type	Brief Description	Contract Period	Contract Amount	Board Approved	Signed By	Date Signed
Mid Florida Tree Service, Inc.	Vendor	Amendment 1 - Tree Maintenance	6/12/26 - completion	\$10,006	No	Rebecca Bacon	6/12/2026



Fiscal Year 2025 - 2026

Monthly Financial Report

May 2026

Table of Contents

Page
Number

2. Fiscal Year 2025-2026 Budget
3. Financial Statement Category Definitions
4. Statement of Revenues and Expenditures
5. Revenue Variance Analysis
6. Expenditure Variance Analysis
7. Fiscal Year 2025-2026 Estimated Spending
8. Narrative/Assumptions for Fiscal Year 2025-2026 Estimated Spending
9. Investments Statement
10. New Program Funding (Unallocated) Report
11. New Program Funding Report – Detail

Fiscal Year 2025-2026 Budget

FY 2025-2026

**Original
Budget**

Revenues

Ad-Valorem Taxes	79,085,342
Investment Income	6,715,000
Administrative Services Organization Funding	400,000
Other Community Partner Funding	250,000
Miscellaneous Income	15,200

Total Revenues

86,465,542

Expenditures

Program Expenditures:

Program Funding (Continuation Grants)	81,057,379
New Program Funding (unallocated)	5,404,000

Total Program Expenditures: 86,461,379

Operating

Employee Salaries and Benefits	7,232,216
Contracted Professional Services	587,895
CBHC FRC Occupancy Expenditures	512,114
Facility Expenditures	329,594
Other Operating	782,364

Total Operating 9,444,183

Capital Expenditures 4,011,000

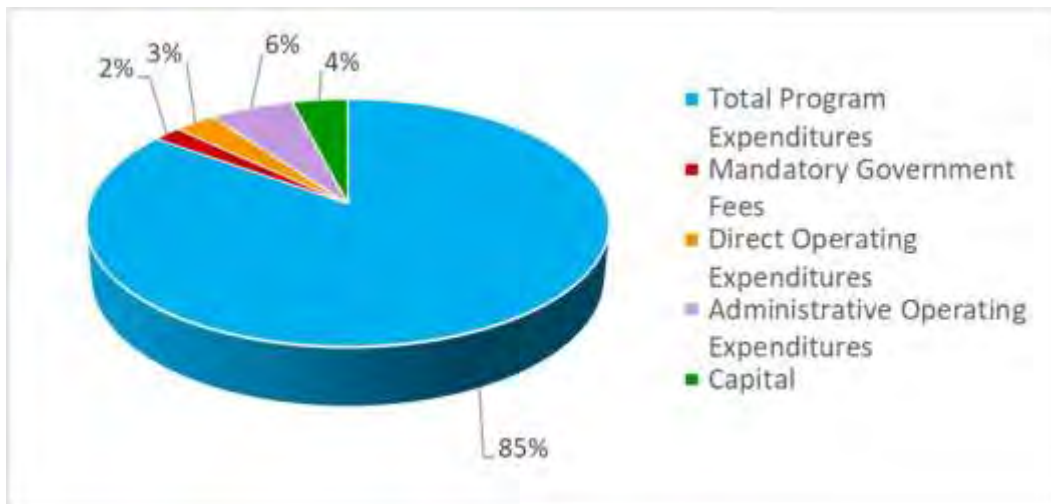
Mandatory Government Fees 2,012,807

Total Expenditures

101,929,369

Net Spend Down of Fund Balance

(15,463,827)



Financial Statement Category Definitions

- **Revenue**

- **Ad-Valorem Taxes** includes current and delinquent ad-valorem tax revenue and excess fees returned to the Children's Board originally paid to the County based on the tax revenue.
- **Investment Income** includes revenue from various interest-bearing accounts.
- **Administrative Services Organization (ASO)** funding represents contributions from other funders specifically designated for use by providers in the community, managed by the Children's Board ASO staff. These dollars are also included in the program expenditure line. An example is the Hillsborough County Board of County Commissioners (BOCC).
- **Other Community Partner funding** represents funds contributed from community partners that are added to our provider contract amounts and included in the program funding line, for example, Hillsborough County BOCC.
- **Miscellaneous Income** consists of match revenue from the insurance company, cash back from the credit card, and any other miscellaneous revenue received during the year.

- **Expenditures**

- **Program Funding (Continuation Grants)** represents provider contracts funded by Children's Board, property tax revenue and funds contributed from our community partners. This amount also includes the dollars managed through the ASO to provide support to participants of case management programs.
- **New Program Funding (unallocated)** includes dollars budgeted for new program contracts and one-time funding that will be released and awarded by a competitive or application process.
- **Employee Salaries and Benefits** include wages paid to all non-contractor employees. Benefits represent costs provided for salaried and hourly wage employees including Federal Insurance Contributions Act (FICA), life and health insurance, short-term and long-term disability insurance, unemployment, and retirement benefits.
- **Contracted Professional Services** represents amounts budgeted for contracted information technology services, legal, media buys, auditing, and other professional services.
- **Facility Expenditures** represents necessary costs to operate the Children's Board offices, conference center, and seven (7) CBHC Family Resource Centers (CB FRC) occupancy expenditures, including utilities, information technology, maintenance, and repairs.
- **Other Operating** contains staff training, conference and meeting travel, postage, insurance, promotional activities, printing, supplies, advertising for Truth In Millage (TRIM), budget ads and other public notices, memberships, and subscriptions. Also included are support activities with provider agencies and community organizations for training and events.
- **Capital Expenditures** include the budget for building expenditures.
- **Mandatory Government Fees** include Tax Collector's fee, Property Appraiser's fee as well as the City Storm Water fee.

Statement of Revenues and Expenditures

May-2026

	FY 2025- 2026 YTD Budget	FY 2025- 2026 YTD Actual	FY 2025- 2026 Variance \$	FY 2025- 2026 Variance %
Revenues				
Ad-Valorem Taxes	74,340,221	76,904,278	2,564,057	3%
Investment Income	4,476,667	3,834,078	(642,589)	-14%
Administrative Services Organization Funding	66,667	50,330	(16,337)	-25%
Other Community Partner Funding	0	0	0	0%
Miscellaneous Income	10,133	11,490	1,357	13%
Total Revenues	<u>78,893,688</u>	<u>80,800,176</u>	<u>1,906,488</u>	2%
Expenditures				
Program Expenditures:				
Program Funding (Including Unallocated)	44,959,917	40,067,224	4,892,693	11%
Total Program Expenditures:	<u>44,959,917</u>	<u>40,067,224</u>	<u>4,892,693</u>	11%
Operating Expenditures				
Employee Salaries and Benefits	4,821,477	4,581,664	239,813	5%
Contracted Professional Services	391,930	211,256	180,674	46%
CBHC FRC Occupancy Expenditures	341,409	335,085	6,324	2%
Facility Expenditures	219,729	206,000	13,729	6%
Other Operating	521,576	377,086	144,490	28%
Total Operating	<u>6,296,121</u>	<u>5,711,091</u>	<u>585,030</u>	9%
Capital Expenditures	2,674,000	2,467,712	206,288	8%
Mandatory Government Fees	1,791,398	1,832,876	(41,478)	-2%
Total Expenditures	<u>55,721,436</u>	<u>50,078,903</u>	<u>5,642,533</u>	
Net Cash Flow	<u>23,172,252</u>	<u>30,721,273</u>	<u>7,549,021</u>	

Revenue Variance Analysis

May-2026

	FY 2025- 2026 YTD Budget	FY 2025- 2026 YTD Actual	FY 2025- 2026 Variance \$	FY 2025- 2026 Variance %
Revenues				
Ad-Valorem Taxes	74,340,221	76,904,278	2,564,057	3%
Investment Income	4,476,667	3,834,078	(642,589)	-14%
Administrative Services Organization Funding	66,667	50,330	(16,337)	-25%
Other Community Partner Funding	0	0	0	0%
Miscellaneous Income	10,133	11,490	1,357	13%
Total Revenues	78,893,688	80,800,176	1,906,488	2%

- **Ad-Valorem Taxes**
 - The ad-valorem tax revenue received year-to-date is in line with what was budgeted.
- **Investment Income**
 - Interest received year-to-date is under budget due to a budgeted 4.25% yield in the Florida Prime investment account, with the actual yield approximating 3.81%.
- **Administrative Services Organization**
 - ASO funding revenue received from Hillsborough County BOCC to serve victims of domestic violence is under budget due to the timing of when the funds are expected to be utilized.
- **Other Community Partner Funding**
 - This funding will be received later in the fiscal year.
- **Miscellaneous Income**
 - Income is over budget due to provider repayments received from the prior fiscal year.

Expenditure Variance Analysis

Statement of Expenditures

May-2026	FY 2025- 2026 YTD Budget	FY 2025- 2026 YTD Actual	FY 2025- 2026 Variance \$	FY 2025- 2026 Variance %
Expenditures				
Program Expenditures:				
Program Funding (Including Unallocated)	44,959,917	40,067,224	4,892,693	11%
Total Program Expenditures:	44,959,917	40,067,224	4,892,693	11%
Operating				
Employee Salaries and Benefits	4,821,477	4,581,664	239,813	5%
Contracted Professional Services	391,930	211,256	180,674	46%
CBHC FRC Occupancy Expenditures	341,409	335,085	6,324	2%
Facility Expenditures	219,729	206,000	13,729	6%
Other Operating	521,576	377,086	144,490	28%
Total Operating	6,296,121	5,711,091	585,030	9%
Capital Expenditures	2,674,000	2,467,712	206,288	8%
Mandatory Government Fees	1,791,398	1,832,876	(41,478)	-2%
Total Expenditures	55,721,436	50,078,903	5,642,533	

- **Program Expenditures**
 - Total program expenditures are under budget due to certain providers not being current on invoicing the Children’s Board.
- **Employee Salaries and Benefits**
 - Expenditures year-to-date are in line with what was budgeted.
- **Contracted Professional Services**
 - Expenditures are under budget year-to-date due to underspending on various IT-related professional services as well as community education and awareness.
- **CBHC FRC Occupancy Expenditures**
 - Expenditures year-to-date are in line with what was budgeted.
- **Facility Expenditures**
 - Expenditures year-to-date are in line with what was budgeted.
- **Other Operating**
 - Expenditures are under budget year-to-date due to certain subscriptions which will not be purchased until later in the fiscal year, as well as training and events expenses being postponed until at least the next fiscal year.
- **Capital Expenditures**
 - Expenditures year-to-date are in line with what was budgeted.
- **Mandatory Government Fees**
 - Expenditures year-to-date are in line with what was budgeted.

**Children's Board Of Hillsborough County
FY 2025 - 2026 Estimated Spending**

	FY 2025 - 2026 Budget	FY 2025 - 2026 Estimated Actual	FY 2025 - 2026 Projected Difference
Revenue			
Ad-Valorem Taxes	79,085,342	79,890,995	805,653
Investment Income	6,715,000	5,740,000	(975,000)
Administrative Services Organization (ASO)	400,000	100,000	(300,000)
Other Community Partner	250,000	250,000	-
Miscellaneous Income	15,200	21,500	6,300
Total Revenue	86,465,542	86,002,495	(463,047)
Expenditures			
Program:			
Program Funding (Continuation Grants)	81,057,379	76,409,435	4,647,944
CBHC Unallocated Program Funding	5,404,000	4,608,577	795,423
Total Program Expenditures:	86,461,379	81,018,012	5,443,367
Operating Expenditures			
Employee Salaries and Benefits	7,232,216	6,870,606	361,610
Contracted Professional Services	587,895	540,125	47,770
CBHC FRC Occupancy Expenditures	512,114	491,963	20,151
Facility Expenditures	329,594	349,677	(20,083)
Other Operating	782,364	641,007	141,357
Total Operating Expenditures	9,444,183	8,893,378	550,805
Capital Expenditures	4,011,000	3,676,545	334,455
Mandatory Government Fees	2,012,807	1,984,508	28,299
Total Expenditures	101,929,369	95,572,443	6,356,926
Total Projected Difference			5,893,879

Narrative/Assumptions for FY 2025 - 2026 Estimated Spending

- **Revenue**
 - Total Revenue is projected to be under budget by a net amount of \$463,047.
 - Ad-Valorem Tax Revenue is projected to be over budget by \$805,653 as more than 95% of the tax revenue is expected to be received.
 - Investment Income is projected to be under budget by \$975,000. The current interest rate is 0.48% with Wells Fargo and 3.84% with Florida Prime, which is lower than the 4.25% budgeted.
 - The Administrative Services Organization (ASO) revenue is expected to be under budget, as Hillsborough County BOCC Social Services funding for housing supports will not be received.
 - Other Community Partner Revenue is projected to be received at the budgeted amount.
 - Miscellaneous Income is projected to be over budget by \$6,300 due to provider repayments received from the prior fiscal year.
- **Expenditures**
 - **Program Expenditures**
 - Total Program Expenditures are projected to be under budget by \$5.4 million.
 - Continuation Grants are projected to be under budget by \$4.6 million.
 - Negotiated Continuation Contracts were under budget by \$1,096,088, of which \$42,734 has been repurposed and awarded during the year, leaving \$1,053,354 unallocated.
 - Estimated underspending of the remaining continuation contracts is \$3.2 million.
 - Unallocated Program Funding is projected to be under budget by \$795,423 based on contracts awarded year to date.
 - **Operating Expenditures**
 - Salaries and Benefits are projected to be under budget by \$361,610 because of vacant positions at points throughout the year.
 - Contracted Professional Services are projected to be under budget by \$47,770 (8%).
 - CBHC FRC Occupancy Expenditures are projected to be under budget by \$20,151 (4%).
 - Facility Expenditures for the Palm Avenue building are projected to be over budget by a net amount of \$20,083 due to overspending in IT repairs and maintenance.
 - Other Operating Expenditures are projected to be under budget by a net amount of \$141,357. This includes underspending in subscriptions, professional development, and training & events.
 - **Capital Expenditures**
 - Capital Expenditures are projected to be under budget by \$334,455 (8%).
 - **Mandatory Government Fees**
 - Mandatory Government Fees are projected to be under budget by \$28,299 (1%).

Children's Board Of Hillsborough County
Investments Statement
May-2026

<u>Investment Instrument</u>	<u>Financial Institution</u>	<u>Balance</u>	<u>Maturity</u>	<u>Yield</u>
Checking	Wells Fargo Government Advantage	3,748,863	1 day	0.48%
LGIP	Florida State Board of Administration	<u>139,339,207</u>	N/A	3.81%
		143,088,070		

FY 2025-2026 NEW PROGRAM FUNDING (UNALLOCATED) REPORT
Regular Board Meeting - June 25, 2026

	Beginning Budget	Adjustments	Revised Budget	YTD Amount Approved	YTD Uncommitted Funds Available	Current Funding Requests	Uncommitted Funds Available
Pathways to Wellness (Strategic Initiatives)	74,000	(614)	73,386	73,386	-		-
Boys' Mentoring (Strategic Initiatives)	350,000	(57,387)	292,613	292,613	-		-
Trauma-Informed Schools (Strategic Initiatives)	100,000	(100,000)	-	-	-		-
Small Nonprofit Grants	400,000	(111,919)	288,081	288,081	-		-
Summer Services Grants	330,000	745,505	1,075,505	1,075,505	-		-
Mentoring (SDHC)	200,000		200,000	200,000	-		-
Childcare Accreditation (Strategic Initiatives)	300,000		300,000	300,000	-		-
Youth Council	100,000	(13,951)	86,049	86,049	-		-
Additional Priorities from Strategic Planning	1,200,000	(393,586)	806,414	778,205	28,209		28,209
Match and Leveraged Investments	1,225,000		1,225,000	1,003,870	221,130		221,130
Water Safety	150,000		150,000	141,468	8,532		8,532
Emerging Community Needs Funding	250,000		250,000	27,400	222,600		222,600
Spring and Summer Passports	200,000		200,000	185,480	14,520		14,520
Technical Assistance Grants - Capacity Building	225,000	(68,048)	156,952	156,520	432		432
Emergency Funding	300,000		300,000	-	300,000		300,000
Totals	5,404,000	-	5,404,000	4,608,577	795,423	-	795,423

Original Continuation Funding Budget	81,057,379
Actual Contract Amount Negotiated	(79,961,291)
Additional Amt Available from Continuation Funding	1,096,088
Remaining from Continuation Summer Contracts	-
Just Initiative-Woven Empowerment expansion	(42,734)
Children's Home Network-Guiding Stars amendment (reduction)	31,870
Big Brothers Big Sisters-Elementary amendment (reduction)	52,928
Redefiners-Academic Achievers amendment (reduction)	28,317
Net Additional \$\$ Available	1,166,469

FY 2025-2026 NEW PROGRAM FUNDING (UNALLOCATED) REPORT
Regular Board Meeting - June 25, 2026

Agency	Program	Funding Description	Pathways to Wellness (Strategic Initiatives)	Boys' Mentoring (Strategic Initiatives)	Trauma-Informed Schools (Strategic Initiatives)	Small Nonprofit Grants	Summer Services Grants	Mentoring (SDHC)	Childcare Accreditation (Strategic Initiatives)	Youth Council	Additional Priorities from Strategic Planning	Match and Leveraged Investments	Water Safety	Emerging Community Needs Funding	Spring and Summer Passports	Technical Assistance Grants - Capacity Building	Emergency Funding
Hillsborough County School Readiness Coalition, Inc. d/b/a Early Learning Coalition of Hillsborough County, Inc.	School Readiness Funding	Provide up to 2,700 children from low income working families access to early care education and support at centers and family childcare homes throughout Hillsborough County (unanticipated loss of BOCC funding)										276,000					
Salesian Sisters of Tampa, Inc. d/b/a Salesian Youth Center	SYC-Floor Safety	The Salesian Youth Center needs to reseal gym floor for safety purposes to continue programming for community partners that work with children.										39,807					
Champions for Children, Inc.	PACES: Awareness to Action	Currently, PACES Hillsborough relies on a single certified Science of HOPE trainer. This significantly limits the number of people who can be trained and slows the spread of trauma-informed practices. Expanding our capacity is both urgent and necessary to ensure that every corner of our county has access to the protective power of HOPE.												27,400			
ECHO of Brandon, Inc.	THHI Challenge Grant	Rehousing for families experiencing homelessness for which shelters are not available; partially fund a Housing Specialist to assist families in Hillsborough County for support and coverage of rental and utility expenses.										37,500					

FY 2025-2026 NEW PROGRAM FUNDING (UNALLOCATED) REPORT
Regular Board Meeting - June 25, 2026

Agency	Program	Funding Description	Pathways to Wellness (Strategic Initiatives)	Boys' Mentoring (Strategic Initiatives)	Trauma-Informed Schools (Strategic Initiatives)	Small Nonprofit Grants	Summer Services Grants	Mentoring (SDHC)	Childcare Accreditation (Strategic Initiatives)	Youth Council	Additional Priorities from Strategic Planning	Match and Leveraged Investments	Water Safety	Emerging Community Needs Funding	Spring and Summer Passports	Technical Assistance Grants - Capacity Building	Emergency Funding
Feeding America Tampa Bay, Inc.	Feeding Minds School Pantry Program	To address ongoing household food insecurity through access to high quality food for students and their families through distribution at HCPS sites. Procurement of food, delivery, training for pantry operations to a network of 27 schools during the school year and summer for school sites that are open.										536,601					
ReDefiners World Languages, Inc.	Academic Achievers	The program will match tutor and student for 1-2 hours per week with similar process for ten weeks.										113,962					
Metropolitan Ministries, Inc.	Pathways to Wellness	Funds will be utilized to promote wellbeing at Frost Elementary and Giunta Middle School through mindfulness and resiliency services for students, teachers, and staff. Program staff will also maintain classroom Safe Corners and PBIS stores, student resources that reinforce positive behaviors and a healthier school climate.	73,386														
University of South Florida Board of Trustees, A Public Body Corporate	Project MENTOR: Motivating, Empowering, Navigating and Thriving with Opportunities for Resilience	The project will establish a mentoring program for students enrolled in Potter, Foster, James and Burney Elementary Schools. It will align the HCPS Mentoring Framework with a research-based intervention - Check & Connect. Mentors will build strong relationships with their mentees and target increased student engagement, attendance, and academic success.						200,000									

FY 2025-2026 NEW PROGRAM FUNDING (UNALLOCATED) REPORT
Regular Board Meeting - June 25, 2026

Agency	Program	Funding Description	Pathways to Wellness (Strategic Initiatives)	Boys' Mentoring (Strategic Initiatives)	Trauma-Informed Schools (Strategic Initiatives)	Small Nonprofit Grants	Summer Services Grants	Mentoring (SDHC)	Childcare Accreditation (Strategic Initiatives)	Youth Council	Additional Priorities from Strategic Planning	Match and Leveraged Investments	Water Safety	Emerging Community Needs Funding	Spring and Summer Passports	Technical Assistance Grants - Capacity Building	Emergency Funding
Frameworks of Tampa Bay, Inc.	Teens in Action Leadership Council	The program will provide service and leadership experiences to high school youth in 9th-12th grade. The program will support youth by offering community service projects, Teen Council meetings, youth retreats, community partner fairs, and formal presentations to community stakeholders.								86,049							
Florida Education Fund, Inc.	Next Man Up: Rooted in Hope	This tiered program model utilizes the Science of HOPE to build a healthier, more connected community, shifting the narrative from adversity to possibility. The program is projected to serve 150 children and 17 adults during the contract term.		292,613													
Children's Museum of Tampa, Inc. d/b/a Glazer Children's Museum	FY 2026 Spring & Summer Passports	Spring and Summer Camp Imagination consists of multiple classes (separated by age/grade). Classes follow a consistent schedule including morning story times, snack and lunch breaks, museum play time, and afternoon outdoor play. Each week is based on an imaginative theme with cross-curricular programs that are aligned to Florida state standards.													21,000		
Museum of Science and Industry (MOSI)	FY 2026 Spring & Summer Passports	MOSI offers hands-on, inquiry-based STEAM camps. They will host about 200 students per week over a ten-week period.													32,190		

FY 2025-2026 NEW PROGRAM FUNDING (UNALLOCATED) REPORT
Regular Board Meeting - June 25, 2026

Agency	Program	Funding Description	Pathways to Wellness (Strategic Initiatives)	Boys' Mentoring (Strategic Initiatives)	Trauma-Informed Schools (Strategic Initiatives)	Small Nonprofit Grants	Summer Services Grants	Mentoring (SDHC)	Childcare Accreditation (Strategic Initiatives)	Youth Council	Additional Priorities from Strategic Planning	Match and Leveraged Investments	Water Safety	Emerging Community Needs Funding	Spring and Summer Passports	Technical Assistance Grants - Capacity Building	Emergency Funding
Lightning Foundation, Inc.	FY 2026 Spring & Summer Passports	One week of multi-sport spring break camp will be offered March 16-20, 2026. Four weeks of multi-sport camp will be offered in the summer. This will be an action-packed sports camp featuring ball hockey, daily activities, and exclusive Lightning gear.													50,750		
Blue Star Families, Inc.	Tampa Chapter Technological Needs	Purchase of a Ricoh Aficio MP C2003 Color Laser MFP copier along with the required toner and developer, two iPads, and a MacBook Pro														9,990	
Community Stepping Stones, Inc.	Strengthening Systems and Student Skills Initiative	Purchase of Department of Children and Families certification for staff, three security cameras, one projector														6,420	
Cultural Arts Theater, Inc.	Organization Capacity Building 2026	Purchase of website development and digital infrastructure services and curriculum development														9,650	
ECHO of Brandon, Inc.	ECHO - Capacity Building for Expansion	Purchase of Monday.com and QuickBooks by adding users, two printers, two computer setups, one smartboard														10,000	
Elevate Tampa Bay, Inc.	Salesforce Upgrade	Purchase of three Salesforce subscriptions and consulting services through Tipping Points														10,000	
Enhance Your Chance Title 1 Community Development Center, Inc.	Connect for Kids: Technology Infrastructure	Purchase of one Peachjar Digital Flyer distribution system, two volunteer management software licenses (Volgistics), three grant management subscriptions (Instrumentl), four program evaluation software licenses (Apricot Social Solutions)														7,150	

FY 2025-2026 NEW PROGRAM FUNDING (UNALLOCATED) REPORT
Regular Board Meeting - June 25, 2026

Agency	Program	Funding Description	Pathways to Wellness (Strategic Initiatives)	Boys' Mentoring (Strategic Initiatives)	Trauma-Informed Schools (Strategic Initiatives)	Small Nonprofit Grants	Summer Services Grants	Mentoring (SDHC)	Childcare Accreditation (Strategic Initiatives)	Youth Council	Additional Priorities from Strategic Planning	Match and Leveraged Investments	Water Safety	Emerging Community Needs Funding	Spring and Summer Passports	Technical Assistance Grants - Capacity Building	Emergency Funding
G3 Life Applications, Inc.	G3 Capacity Building	Purchase of one desktop computer and high capacity printer with toner, 11 tablets with accompanying charger storage case, one moveable smartboard and stand, equipment for youth to design and print custom promotional items, contracted services to enhance the functionality of G3's website														9,928	
Greater Palm River Point Community Development Corporation	Palm River Family Services	Purchase of a color printer/copier and monthly service costs														7,148	
Just Initiative, Inc.	J/I Financial Audit	Purchase of agency audit services														10,000	
Learn Tampa Bay, Inc. d/b/a Achieve Plant City	Achieve Tech Advance	Purchase of a security system, productivity/technology support (IT service plan and 10 Microsoft licenses), desktop computer														10,000	
Love INC of Metro Tampa, Inc.	Technology and Client Management System Upgrades	Purchase of four Dell Inspiron 24 all-in-one PCs with Windows 11, four Dell Inspiron 14 2-in-1 laptops with Windows 11, three Dell Pro 22 monitors, upgrade client management system (Charity Tracker)														9,685	
Nonprofit Leadership Center of Tampa Bay, Inc.	Event Management Software & Systems	Purchase of two Arlo administrator licenses, 5,000 paid registrations (classroom training and events), 2,000 free registrations (hosted webinars), one-time data migration with full integration and implementation, training for six full-time staff and marketing partners, 15-20 hours of additional time for web development and data migration hours														10,000	

FY 2025-2026 NEW PROGRAM FUNDING (UNALLOCATED) REPORT
Regular Board Meeting - June 25, 2026

Agency	Program	Funding Description	Pathways to Wellness (Strategic Initiatives)	Boys' Mentoring (Strategic Initiatives)	Trauma-Informed Schools (Strategic Initiatives)	Small Nonprofit Grants	Summer Services Grants	Mentoring (SDHC)	Childcare Accreditation (Strategic Initiatives)	Youth Council	Additional Priorities from Strategic Planning	Match and Leveraged Investments	Water Safety	Emerging Community Needs Funding	Spring and Summer Passports	Technical Assistance Grants - Capacity Building	Emergency Funding
Positive Spin, Inc.	Capacity Building	Purchase of eight updated laptops and necessary software licenses														9,049	
Preserve Vision Florida, Inc.	Database for Strategic Analysis	Purchase of data consulting services for the purpose of soliciting best practice solutions from software and database companies, assisting with the formulation of an RFP for the procurement of those services, and guidance in the identification and selection of a vendor who can meet the identified needs and requirements														10,000	
Rooted in Play Corp, Inc.	Rooted in Play - Help us Grow	Purchase of a comprehensive strategic planning process including professional facilitation, data collection and analysis, stakeholder engagement, planning sessions, and production of the final strategic plan and implementation guide														8,500	
Tampa Heights Junior Civic Association, Inc.	THJCA Audit	Purchase of agency audit services														9,000	
The EnVision Resolution Foundation, Inc.	Capacity Building Project	Purchase of consulting services for long-term strategic planning, brand growth, web development, and communications														10,000	

FY 2025-2026 NEW PROGRAM FUNDING (UNALLOCATED) REPORT
Regular Board Meeting - June 25, 2026

Agency	Program	Funding Description	Pathways to Wellness (Strategic Initiatives)	Boys' Mentoring (Strategic Initiatives)	Trauma-Informed Schools (Strategic Initiatives)	Small Nonprofit Grants	Summer Services Grants	Mentoring (SDHC)	Childcare Accreditation (Strategic Initiatives)	Youth Council	Additional Priorities from Strategic Planning	Match and Leveraged Investments	Water Safety	Emerging Community Needs Funding	Spring and Summer Passports	Technical Assistance Grants - Capacity Building	Emergency Funding
Hillsborough County School Readiness Coalition, Inc. d/b/a Early Learning Coalition of Hillsborough County, Inc.	Childcare Accreditation	The ONEHillsborough team identified 14 licensed childcare centers/family childcare homes within the targeted zip codes, which serve at least 60% of school readiness children. The goal is to provide Gold Seal Accreditation opportunities to these centers/homes to increase quality of early learning and improve school readiness through accreditation.							300,000								
Tampa Museum of Art	FY 2026 Spring & Summer Passports	The museum's facilities provide space for up to three camps at a time, including a multimedia room, access to new technology in the Tech Classroom, and pottery and sculpture building in the new Ceramic Studio. Camps are taught by skilled art educators supported by assistant facilitators and volunteers using the museum's world class collections and exhibitions as inspiration.													8,400		
ZooTampa at Lowry Park	FY 2026 Spring & Summer Passports	ZooTampa has been offering summer camps for over 20 years. Guidelines of the American Camp Association are followed to support a fun learning environment for the summer.													39,176		
Tampa Theatre	FY 2026 Spring & Summer Passports	Full day Live Action Camp gives campers the opportunity to work together to create, produce, and act in their original short films. Campers will also participate in film studies, learn new filming techniques, practice special effects, and more.													2,400		

FY 2025-2026 NEW PROGRAM FUNDING (UNALLOCATED) REPORT
Regular Board Meeting - June 25, 2026

Agency	Program	Funding Description	Pathways to Wellness (Strategic Initiatives)	Boys' Mentoring (Strategic Initiatives)	Trauma-Informed Schools (Strategic Initiatives)	Small Nonprofit Grants	Summer Services Grants	Mentoring (SDHC)	Childcare Accreditation (Strategic Initiatives)	Youth Council	Additional Priorities from Strategic Planning	Match and Leveraged Investments	Water Safety	Emerging Community Needs Funding	Spring and Summer Passports	Technical Assistance Grants - Capacity Building	Emergency Funding
Straz Center for the Performing Arts	FY 2026 Spring & Summer Passports	Performing arts camp will be provided again this summer. The Patel Conservatory was fully reaccredited in 2023 by the Southern Association of Colleges and Schools Council on Accreditation and School Improvement.													31,564		
NAMI Hillsborough, Inc.	Voices & Vision: Creative Pathways to Mental Health	The initiative will provide prevention-focused services designed to strengthen youth protective factors and increase community mental health literacy in Hillsborough County.				50,000											
No Need, Inc.	Affordable Repair & Safety	Funding will support the repair of three to five vehicles per week, contributing to the safety of the adults and children riding inside.				50,000											
Gentlemen's Quest of Tampa, Inc.	Community-Based Youth Success	The program will provide structured, direct services designed to strengthen youth engagement, social-emotional development, and family involvement.				50,000											
Water Smart Tots, Inc. d/b/a The Water Smart Tots Foundation	Float First for Infants and Toddlers	The program will provide survival-based water safety instruction designed specifically for infants and toddlers who are not developmentally ready for traditional learn-to-swim programs.				38,081											
Solita's House, Inc.	Comprehensive Housing Counseling	To address the critical housing needs in Hillsborough County, the proposed program will provide comprehensive, client-centered services designed to prevent displacement, stabilize households, and support long-term housing success.				50,000											

FY 2025-2026 NEW PROGRAM FUNDING (UNALLOCATED) REPORT
Regular Board Meeting - June 25, 2026

Agency	Program	Funding Description	Pathways to Wellness (Strategic Initiatives)	Boys' Mentoring (Strategic Initiatives)	Trauma-Informed Schools (Strategic Initiatives)	Small Nonprofit Grants	Summer Services Grants	Mentoring (SDHC)	Childcare Accreditation (Strategic Initiatives)	Youth Council	Additional Priorities from Strategic Planning	Match and Leveraged Investments	Water Safety	Emerging Community Needs Funding	Spring and Summer Passports	Technical Assistance Grants - Capacity Building	Emergency Funding
GZL Educational Foundation, Inc.	Men of Tomorrow	The program will provide structured, evidence-informed services designed to increase college readiness, leadership development, and exposure to postsecondary and career pathways.				50,000											
Boys & Girls Clubs of Tampa Bay, Inc.	Youth Resiliency and Wellness	The program will deliver a coordinated set of non-clinical mental health wellness, prevention, and early intervention services across 12 independent Boys & Girls Clubs sites in Hillsborough County.									107,365						
University of South Florida Board of Trustees, A Public Body Corporate	The Center for Family Healing and Resilience	The program will provide trauma-informed, healing-centered, and developmentally tailored programming for families across Hillsborough County.									400,000						
Gulf Coast Jewish Family and Community Services, Inc.	Family Care and Wellness	The program will provide individualized, clinically based support services to parents and caregivers of children from birth to high school age, teen parents and pregnant teen and adult individuals, and youth aged 11-18 years, who are experiencing challenges either individually or as part of a family system that impacts the stability of their home.									270,840						

FY 2025-2026 NEW PROGRAM FUNDING (UNALLOCATED) REPORT
Regular Board Meeting - June 25, 2026

Agency	Program	Funding Description	Pathways to Wellness (Strategic Initiatives)	Boys' Mentoring (Strategic Initiatives)	Trauma-Informed Schools (Strategic Initiatives)	Small Nonprofit Grants	Summer Services Grants	Mentoring (SDHC)	Childcare Accreditation (Strategic Initiatives)	Youth Council	Additional Priorities from Strategic Planning	Match and Leveraged Investments	Water Safety	Emerging Community Needs Funding	Spring and Summer Passports	Technical Assistance Grants - Capacity Building	Emergency Funding
Tampa Metropolitan Area YMCA, Inc.	Drowning Prevention	In an effort to ensure all children have access to water safety education and swim lessons and to aim to reduce drowning incidents and build confidence in and around water, the program will focus on three key areas of safety: swim lessons, safety around water, and first aid/CPR classes and lifeguard certification.											141,468				
Boys & Girls Clubs of Tampa Bay, Inc.	2026 Slots Summer Camp Program	BGCTB Summer Camp provides safe, full-day care with engaging academics, hands-on enrichment, physical activity, and nutritious meals. Youth will build skills, stay active, and connect with caring staff in a structured environment designed to support learning, confidence, and positive social development throughout the summer.					549,505										
Miss Latina Tampa Corp	2026 Slots Summer Leadership for Girls and Young Women	Camp will empower Latina girls ages 10-16 through leadership development, confidence-building workshops, cultural enrichment, financial literacy, wellness activities, and mentorship. Participants will engage in hands-on learning, team projects, and community service in a safe, structured environment designed to strengthen self-esteem, academic motivation, and personal growth.					15,000										

FY 2025-2026 NEW PROGRAM FUNDING (UNALLOCATED) REPORT
Regular Board Meeting - June 25, 2026

Agency	Program	Funding Description	Pathways to Wellness (Strategic Initiatives)	Boys' Mentoring (Strategic Initiatives)	Trauma-Informed Schools (Strategic Initiatives)	Small Nonprofit Grants	Summer Services Grants	Mentoring (SDHC)	Childcare Accreditation (Strategic Initiatives)	Youth Council	Additional Priorities from Strategic Planning	Match and Leveraged Investments	Water Safety	Emerging Community Needs Funding	Spring and Summer Passports	Technical Assistance Grants - Capacity Building	Emergency Funding	
Serving Hands CDC, Inc.	2026 Slots Youth Leadership Summer Camp	Camp will be offered to youth ages 8-14 for enrichment using chess-based mentoring, STEM learning, character development, financial literacy, and structured fitness and nutrition activities. Programs will emphasize safety, academic enrichment, social-emotional learning, and healthy lifestyles in a supervised, structured summer environment.					26,250											
The Skills Center, Inc.	2026 Slots After Hours	After Hours 2026 is an 8-week summer evening enrichment and youth development program operated by The Skills Center for high school youth in Hillsborough County, with a focus on students from low-income, historically underserved neighborhoods.					245,000											
Tampa Metropolitan Area YMCA, Inc.	2026 Slots Tampa YMCA	Every Tampa Y Summer Camp location incorporates traditional camp activities like outdoor games, art and sports, plus a variety of adventures throughout the week while they learn the Y's Core Values: caring, honesty, respect and responsibility. Camp will be offered at their ten Hillsborough County locations, Monday-Friday from 7:30am-6pm, ages 5-14.					239,750											
TOTAL			73,386	292,613	-	288,081	1,075,505	200,000	300,000	86,049	778,205	1,003,870	141,468	27,400	185,480	156,520	-	

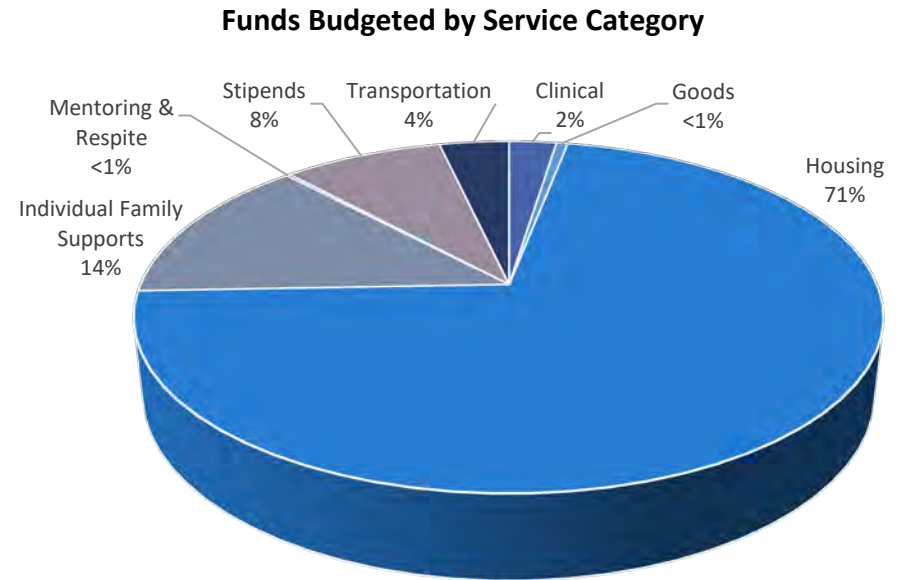
Total Approved 4,608,577

Children's Board ASO - Fiscal Year 2026 Update as of 6-15-2026

6-15-26 is day number 258 (of 365) of FY26 (71%)

Funding Source	Funds Available	Funding Reserves	Allocated to Programs	Budgeted	Program Reserves	Expenses Paid	Percent Budgeted
Children's Board	\$4,100,000	\$158,000	\$3,942,000	\$3,142,637	\$799,363	\$2,907,956	77%
Hillsborough County Domestic Violence	\$100,000	\$0	\$100,000	\$52,018	\$47,982	\$50,739	52%
	\$4,200,000	\$158,000	\$4,042,000	\$3,194,655	\$847,345	\$2,958,695	76%

Top Ten Services All Funding Sources			
Service	# of Budgets	Funds Budgeted	Trend vs. FY25
Tutor	1,018	\$377,693	↑
Electric	753	\$261,204	↑
Rental Assistance	620	\$919,934	↓
Public Transportation	494	\$33,141	↑
Baby Items	468	\$94,613	—
Emergency Shelter	423	\$323,287	↑
Furniture	225	\$150,564	↑
Food Stipend	196	\$58,141	↑
Clothing Stipend	191	\$62,659	↑
Security Deposit	175	\$359,363	↓



	FY26 YTD	FY25 Total
Programs	65	66
Case Managers	417	395
Providers Utilized	676	909
Providers Added	243	469
Families	3,285	4,915
Budgets	5,929	7,918
Payments	6,195	9,006

GOOD NEWS

REGULAR BOARD MEETING

JUNE 2026

from our funded partners



THEME: Kicking Off Summer



Children's Board
HILLSBOROUGH COUNTY

www.ChildrensBoard.org

Champions For Children

GREAT WE GROW

UPCOMING INITIATIVE: SUMMER CAMPS, EVENTS, AND OTHER ACTIVITIES



As summer begins, Great We Grow is excited to launch Adventure Academy, a special summer playgroup designed for children ages 4 and 5. This engaging program provides families with a fun, supportive environment where children can build confidence, strengthen social-emotional skills, and continue learning through hands-on play and exploration. Through creative activities, group games, stories, movement, and interactive learning experiences, children develop important skills that will help them thrive in their next stage of growth.

Adventure Academy was created in response to the needs of families looking for meaningful summer activities that keep young children engaged while fostering healthy development. The playgroup also gives parents and caregivers opportunities to connect with one another, learn new ways to support their child's learning at home, and access valuable community resources. By combining play, learning, and family engagement, Adventure Academy helps ensure children continue to grow and succeed throughout the summer months.

At Great We Grow, we believe that every child deserves opportunities to learn through play and every family deserves support along the way. We look forward to welcoming new and returning families to Adventure Academy and celebrating all of the learning, laughter, and milestones that summer will bring.



Girl Scouts of West Central Florida

THEN & NOW: SCHOOL-YEAR WRAP-UP

As the school year came to an end, Girl Scouts in our Children's Board of Hillsborough County supported troops took time to celebrate and recognize all of their hard work, growth, leadership, and accomplishments throughout the year. It has been a wonderful year filled with learning, teamwork, community involvement, and opportunities for the girls to build courage, confidence, character, and friendships through the Girl Scout sisterhood.



Seminole Heights Troop #96034

We held special family celebrations where families could take part in celebrating their girls' accomplishments and share in the girls' excitement over their favorite Girl Scout memories and experiences. During the event with Troop 96034 in Seminole Heights, the girls completed a craft with their families, making a sit upon—a special seat crafted for sitting outdoors or at camp. This created a meaningful time for families to bond and see how much the girls have grown throughout the year as the girls took the lead and taught their families the craft.

We also held a bridging ceremony to celebrate the girls moving to the next level of Girl Scouts. During this special moment with Troop 96021 at the Police Athletic League, we recognized the girls dedication and achievements as they continue on their Girl Scout journey. In addition, we celebrated the girls' hard work and teamwork during the Girl Scout Cookie Entrepreneur Program. Through their efforts, the girls learned responsibility, increased their financial literacy, showed determination, improved their communication skills, and worked together as a team, and we are very proud of all they accomplished.

This year has been full of growth, leadership, fun, and lasting memories. We are thankful for the support from families and proud of everything the girls achieved this year through Girl Scouting.



Police athletic league
Troop #96021

Seniors in Service

READERS IN MOTION

BEHIND THE SCENES: PREPARING FOR A STRONG START TO THE SCHOOL YEAR



While summer is just beginning for students, Readers in Motion is already hard at work preparing for a successful upcoming school year. Behind the scenes, we will be assembling over 550 backpacks filled with essential school supplies, including headphones, personal whiteboards, markers, crayons, books, and notebooks. These backpacks help ensure that every student enters the classroom feeling prepared, confident, and ready to learn from day one.

At the same time, we are equipping our Education Advocate volunteers with the tools they need to make a meaningful impact in the classroom. Education Advocate volunteers serve in the classrooms of our K-2 grade students to provide daily support in academics and behavior. They are

affectionally known as the “Classroom Grandparent”! Each volunteer will receive a resource-filled bag with materials such as phonics and math whiteboards, ELL literacy cards, fidget tools, and small group supports to better engage students. In addition, volunteers are provided with a personalized binder that will grow with them throughout the year during monthly in-service trainings. These sessions presented by Frameworks of Tampa Bay focus on strengthening mentorship skills and supporting student success through topics such as emotional intelligence, helping students regulate emotions, coaching challenging behaviors, de-escalation strategies, and the science of encouragement.

These intentional efforts behind the scenes of Readers in Motion lay the foundation for safe, structured, and nurturing classroom environments. By investing in both students and Education Advocate volunteers, we are creating a strong start to the school year - one where every child feels supported, every volunteer feels prepared, and every classroom is set up for success. By preparing students and Education Advocate volunteers, we also create opportunities for stronger family engagement and support at home.



Positive Family Partners, Inc.

LEARNING CONNECTIONS



SUCCESS STORY: FROM MOM

“When my son started Learning Connections, he was struggling significantly in school and often became frustrated when he didn’t understand concepts. As a parent it was heartbreaking to watch him work so hard and still feeling behind other kids his age. The one-on-one support, patience, and encouragement he received from you helped build not only his academic skills but also his confidence.

We still have a journey ahead of us, but I have seen growth in his willingness to try, participate, and keep working through challenges. This year he was able to successfully meet the requirements to move on to fourth grade, which was a huge accomplishment for him since earlier in the year he was struggling academically and often felt discouraged and we worried he might be retained. I truly appreciate the time, dedication, and support you provided to our family. Thank you for being part of his progress and helping him believe in himself.

This year was full of ups and downs, and having someone who was patient, encouraging, and truly cared about him made such a difference. We are so glad we found you. He always looks forward to seeing you, and I know the confidence he has gained is because of the support you gave him. We truly appreciate you.”

Rooted in Play

EVERY CHILD PLAYS CAMP

SUMMER PROGRAM HIGHLIGHT:

Rooted in Play is a Tampa-based nonprofit built on a simple premise: children learn, grow, and connect through play. Every Child Plays Camp puts that premise into action. The camp welcomes children of all abilities, including those with high support needs. Our playworkers don't sort children by what they can or can't do. Instead, they create conditions for play and allow children to find their own way in, at their own pace and on their own terms.



Play turns out to be a remarkably effective equalizer. A child who needs extra time to transition, who communicates differently, or who has never felt comfortable in a group setting can still find their footing in a space built around child-led exploration rather than adult-directed tasks. Two of our campers this session were selectively mute, a condition where anxiety prevents speech even when a child is fully capable of it, and by the third day, both were calling out to friends across the playground, switching freely between English and Spanish. Nobody coached them toward that. The play did the work, the way it tends to when children are given enough time and enough trust.

Children arrive at camp carrying histories that tell them what they can't do: assessments, diagnoses, and years of being the kid who needs extra support. Camp keeps proving those histories incomplete. That's what we mean when we say every child plays.

Big Brothers Big Sisters of Tampa Bay

1:1 MENTORING (MIDDLE)

THEN & NOW - GRADUATION OR SCHOOL-YEAR WRAP-UP

On May 2, Big Brothers Big Sisters of Tampa Bay hosted its annual graduation celebration honoring Littles graduating from high school. The event brought together graduates, families, mentors, and supporters to celebrate this milestone and reflect on the lasting impact of mentoring relationships throughout their academic journeys.

A highlight of the program was hearing from Bigs and Littles who have been matched for more than 10 years. Their stories offered powerful examples of the enduring impact of mentorship and gave graduates a firsthand look at the value of consistent encouragement, guidance, and connection over time.



Each graduating Little was individually recognized and received a graduation certificate, a Big Brothers Big Sisters graduation cord, a commemorative keychain, a personalized card, and a candy necklace. Photos were also taken and presented in magnetic frames as keepsakes, creating lasting reminders of their accomplishments and the relationships that helped them reach this milestone.



Outreach Events Calendar

The Children's Board will have a presence at the following community events. Contact Dexter Lewis, Director of Public Relations, at lewisbd@childrensboard.org for more information about a particular event.

July

- 07.18.26 NAMI Hillsborough 2026 Youth & Family Wellness Summit**
University of South Florida
4103 USF Cedar Circle, Tampa
10:00 am-2:30 pm
- 07.25.26 Enlightened Florida's Community Back-to-School Event**
Lesley "Les" Miller Jr. All People's Community Park & Life Center
6105 East Sligh Avenue, Tampa
10:00 am – 1:00 pm

August

- 08.01.26 Hillsborough County Fair Back 2 School Bash**
Hillsborough County Fairgrounds
215 Sydney Washer Road, Dover
9:00 am-12:00 pm
- 08.01.26 Tampa Bay Parenting Magazine Back to School Fair**
Citrus Park Town Center
8021 Citrus Park Drive, Tampa
9:30 am – 2:00 pm
- 08.07.26 Tampa Housing Authority's Back 2 School Bash**
Oaks at Riverview Community Center
110 E Kirby Street, Tampa
10:00 am-2:00 pm
- 08.08.26 Bullard Family Foundation Back to School Bash '26**
Raymond James Stadium
4201 N Dale Mabry Hwy, Tampa
9:00 am-1:00 pm